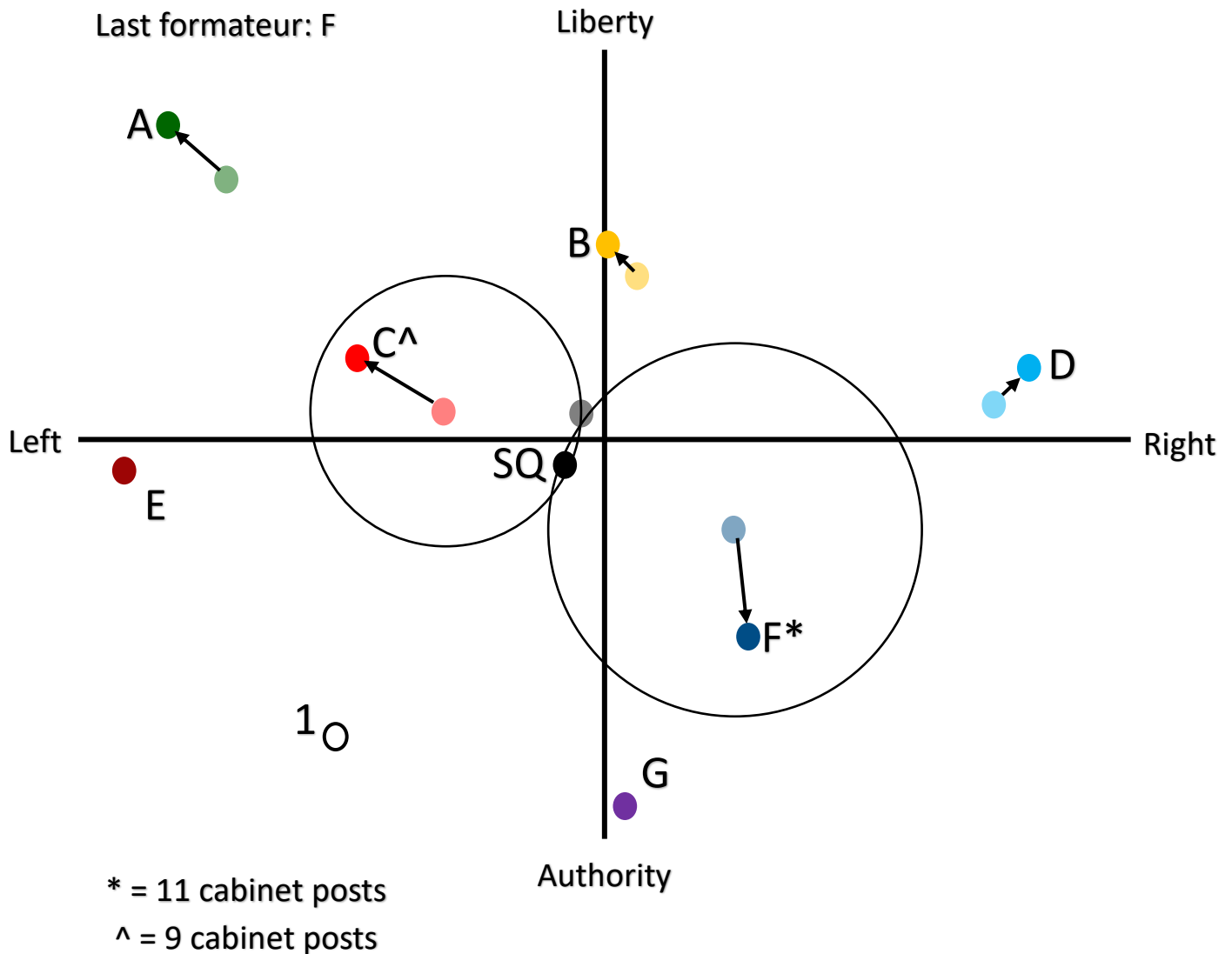


Class 08: Voting Group 1

Your group represents 3% of the vote and your position relative to the parties that you can vote for is marked on the diagram below. You can see the status quo from the last election (in faded black) and the current status quo, whilst the changes in party position are also indicated, and the ideological dimensions are now labelled and explained. The economy of is currently growing at around 1.4% annually, unemployment stands at 4%, inflation is at 2.5%, median household disposable income is £28,400, and the Gini coefficient for the country is 0.34. On average, your voting group falls in the eighth (from top) income decile.



Left = Higher taxes, higher state spending on services and infrastructure, more redistribution, and firm state regulation of markets.

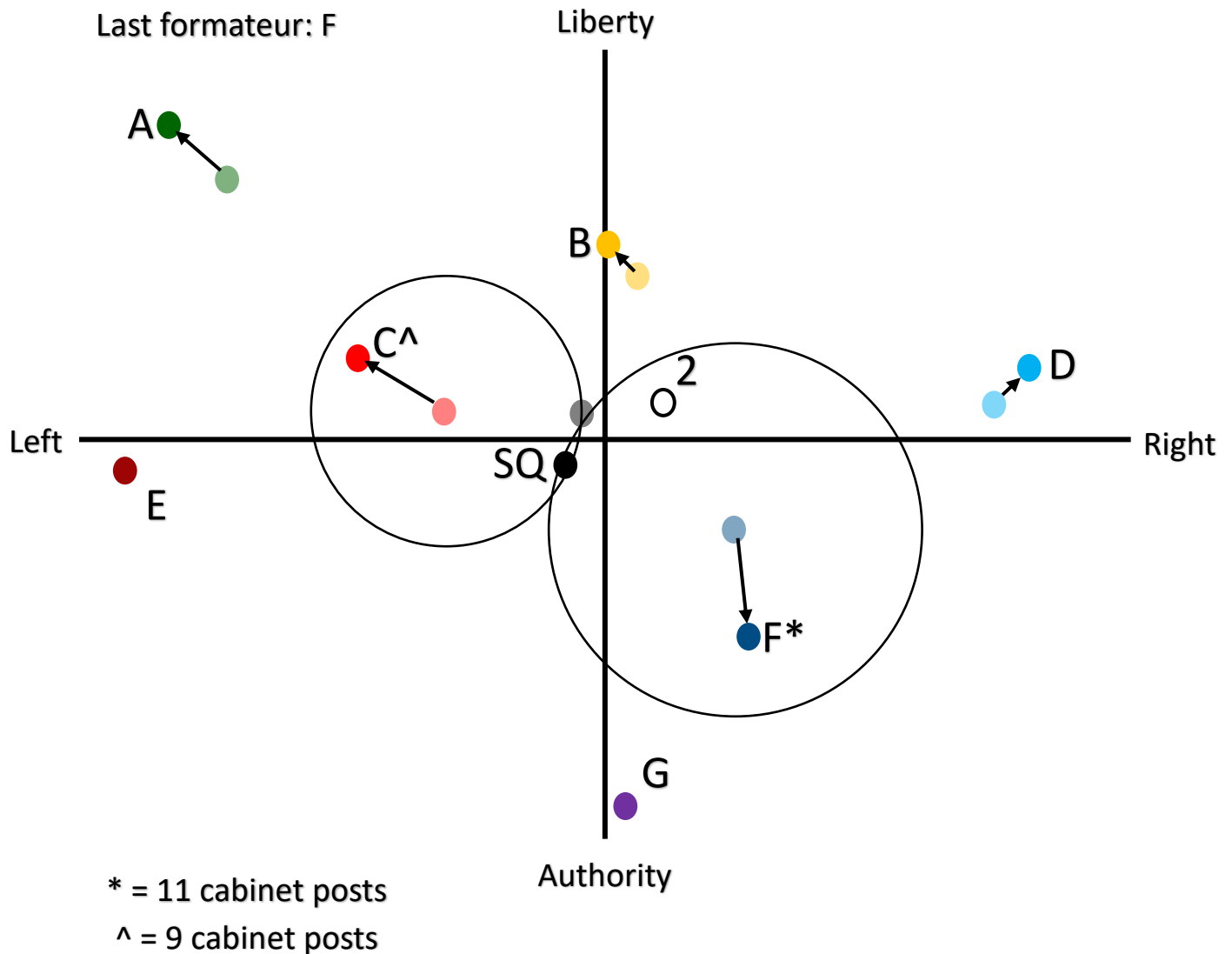
Right = Lower taxes, lower state spending on services but some state spending on infrastructure, less redistribution, and light state regulation of markets.

Liberty = Equal marriage, more open immigration policy, emphasis on offender rehabilitation.

Authority = No equal marriage, tighter immigration policy, emphasis on offender punishment.

Class 08: Voting Group 2

Your group represents 8% of the vote and your position relative to the parties that you can vote for is marked on the diagram below. You can see the status quo from the last election (in faded black) and the current status quo, whilst the changes in party position are also indicated, and the ideological dimensions are now labelled and explained. The economy of is currently growing at around 1.4% annually, unemployment stands at 4%, inflation is at 2.5%, median household disposable income is £28,400, and the Gini coefficient for the country is 0.34. On average, your voting group falls in the fourth (from top) income decile.



Left = Higher taxes, higher state spending on services and infrastructure, more redistribution, and firm state regulation of markets.

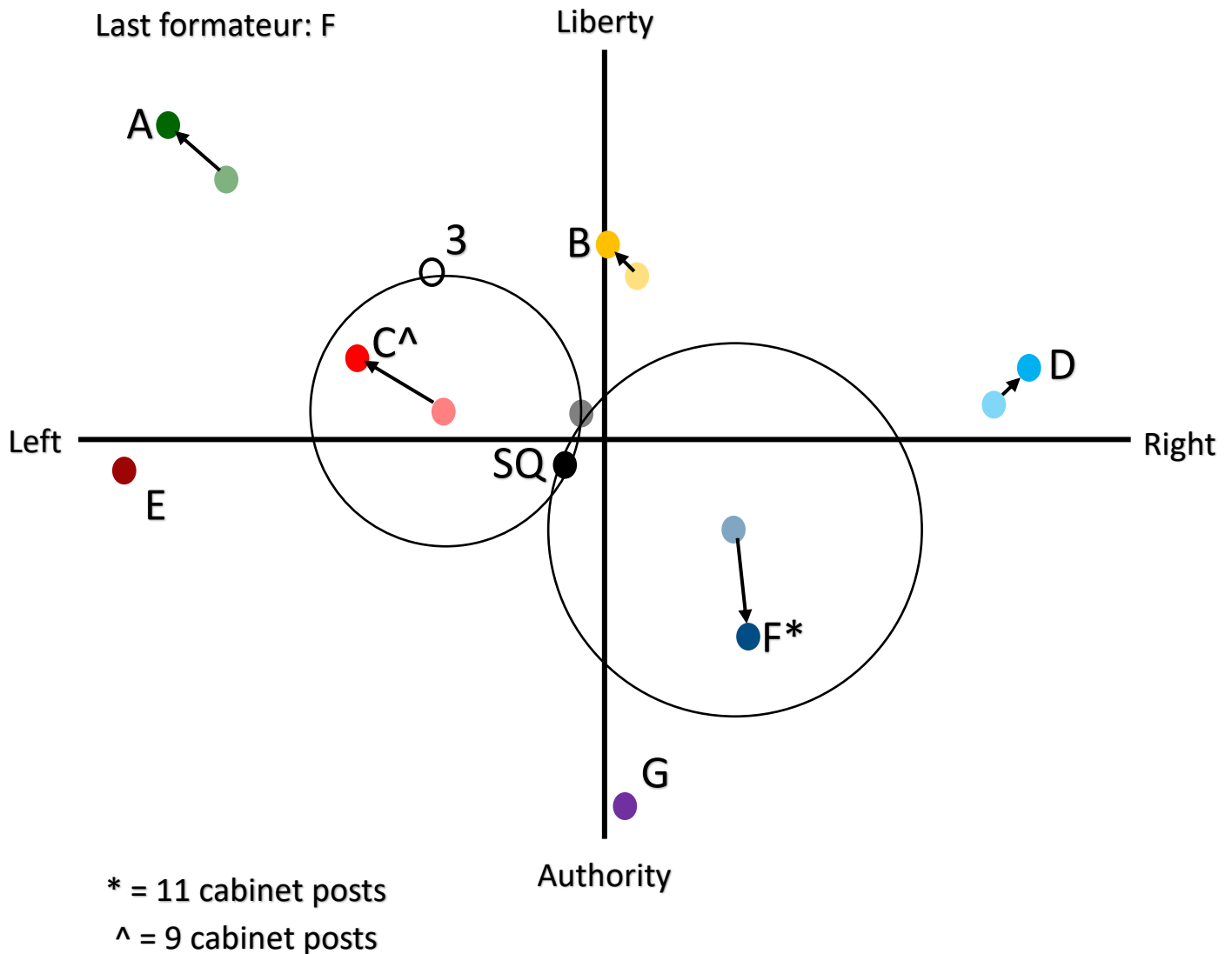
Right = Lower taxes, lower state spending on services but some state spending on infrastructure, less redistribution, and light state regulation of markets.

Liberty = Equal marriage, more open immigration policy, emphasis on offender rehabilitation.

Authority = No equal marriage, tighter immigration policy, emphasis on offender punishment.

Class 08: Voting Group 3

Your group represents 6% of the vote and your position relative to the parties that you can vote for is marked on the diagram below. You can see the status quo from the last election (in faded black) and the current status quo, whilst the changes in party position are also indicated, and the ideological dimensions are now labelled and explained. The economy of is currently growing at around 1.4% annually, unemployment stands at 4%, inflation is at 2.5%, median household disposable income is £28,400, and the Gini coefficient for the country is 0.34. On average, your voting group falls in the sixth (from top) income decile.



Left = Higher taxes, higher state spending on services and infrastructure, more redistribution, and firm state regulation of markets.

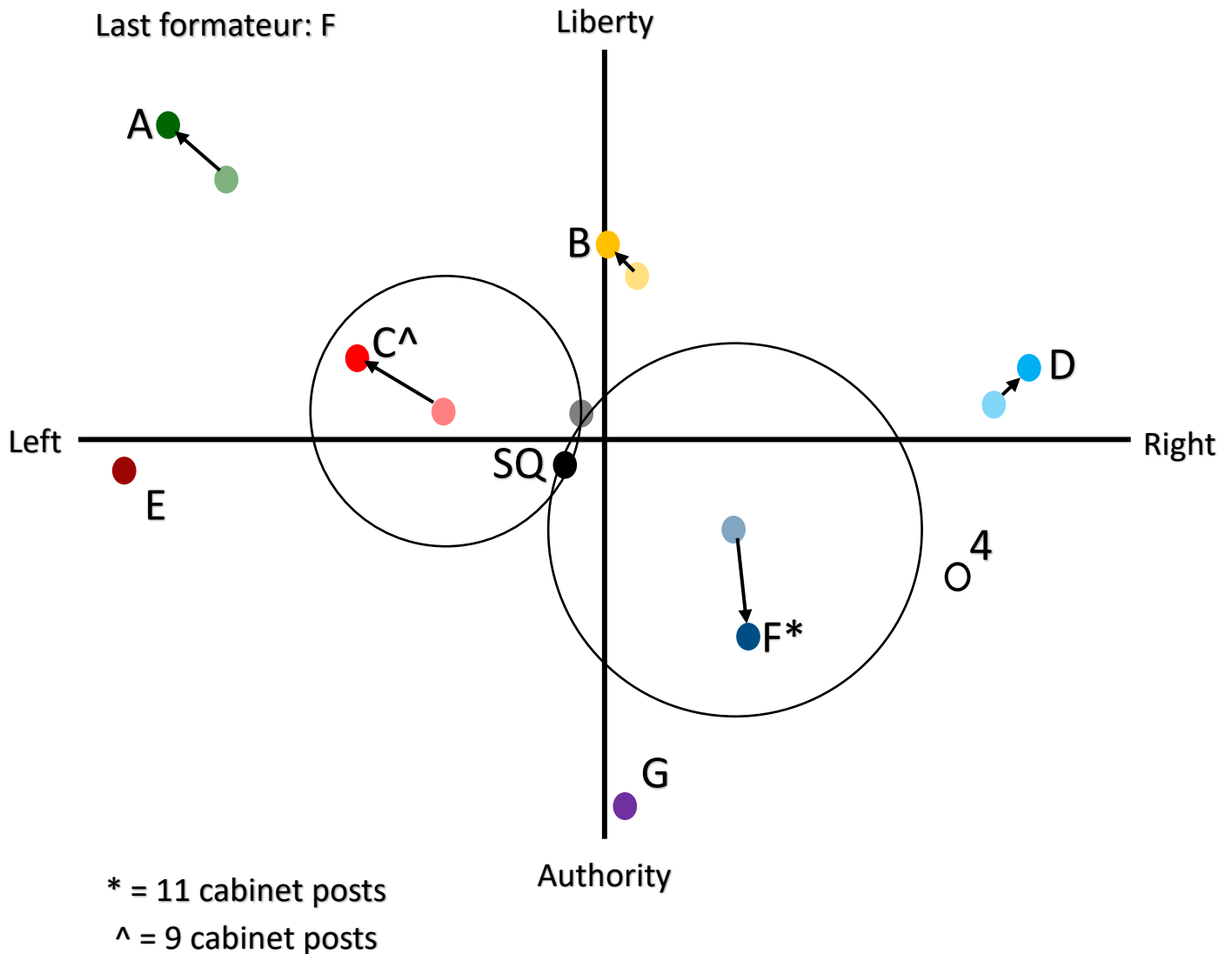
Right = Lower taxes, lower state spending on services but some state spending on infrastructure, less redistribution, and light state regulation of markets.

Liberty = Equal marriage, more open immigration policy, emphasis on offender rehabilitation.

Authority = No equal marriage, tighter immigration policy, emphasis on offender punishment.

Class 08: Voting Group 4

Your group represents 4% of the vote and your position relative to the parties that you can vote for is marked on the diagram below. You can see the status quo from the last election (in faded black) and the current status quo, whilst the changes in party position are also indicated, and the ideological dimensions are now labelled and explained. The economy of is currently growing at around 1.4% annually, unemployment stands at 4%, inflation is at 2.5%, median household disposable income is £28,400, and the Gini coefficient for the country is 0.34. On average, your voting group falls in the second (from top) income decile.



Left = Higher taxes, higher state spending on services and infrastructure, more redistribution, and firm state regulation of markets.

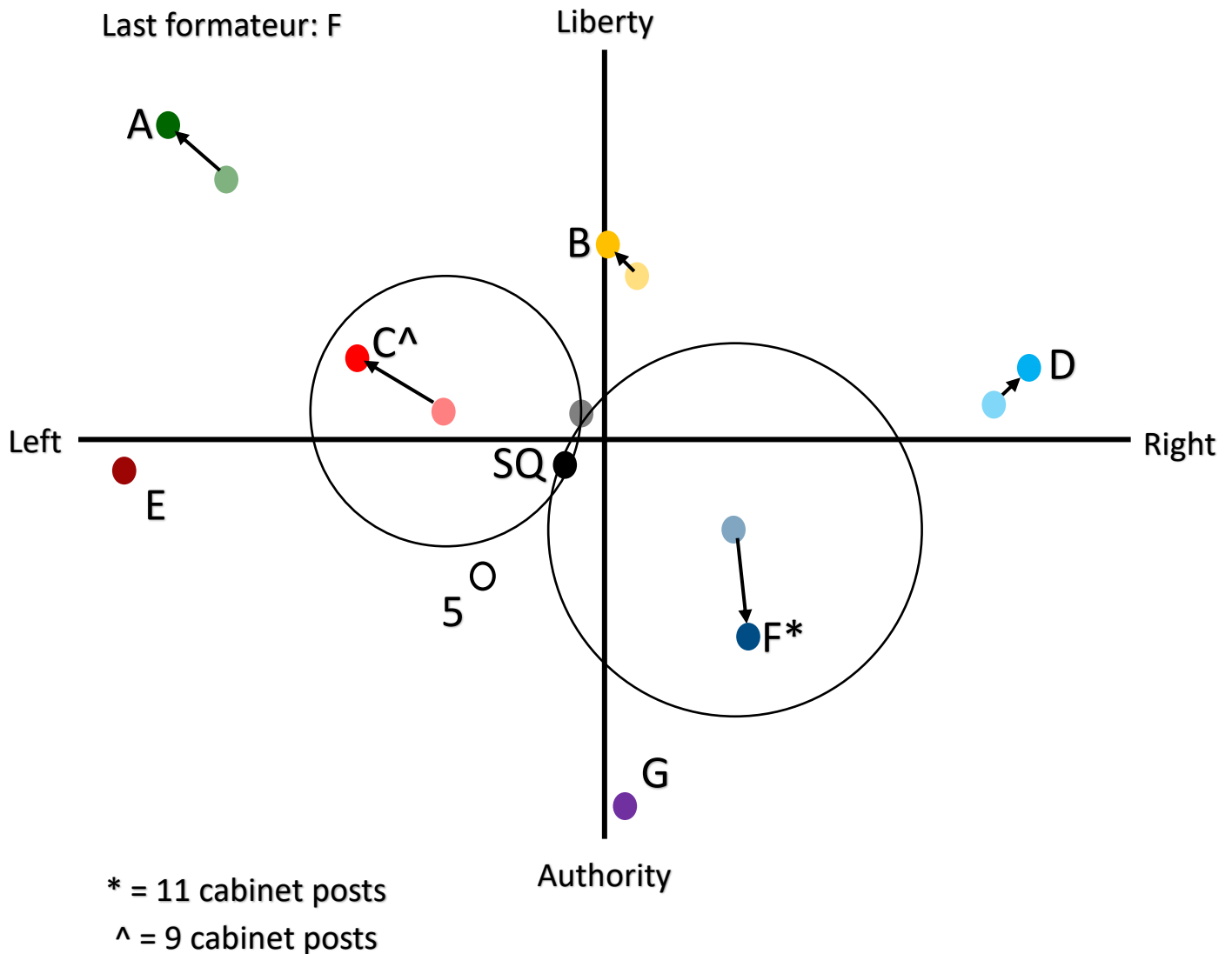
Right = Lower taxes, lower state spending on services but some state spending on infrastructure, less redistribution, and light state regulation of markets.

Liberty = Equal marriage, more open immigration policy, emphasis on offender rehabilitation.

Authority = No equal marriage, tighter immigration policy, emphasis on offender punishment.

Class 08: Voting Group 5

Your group represents 2% of the vote and your position relative to the parties that you can vote for is marked on the diagram below. You can see the status quo from the last election (in faded black) and the current status quo, whilst the changes in party position are also indicated, and the ideological dimensions are now labelled and explained. The economy of is currently growing at around 1.4% annually, unemployment stands at 4%, inflation is at 2.5%, median household disposable income is £28,400, and the Gini coefficient for the country is 0.34. On average, your voting group falls in the fifth (from top) income decile.



Left = Higher taxes, higher state spending on services and infrastructure, more redistribution, and firm state regulation of markets.

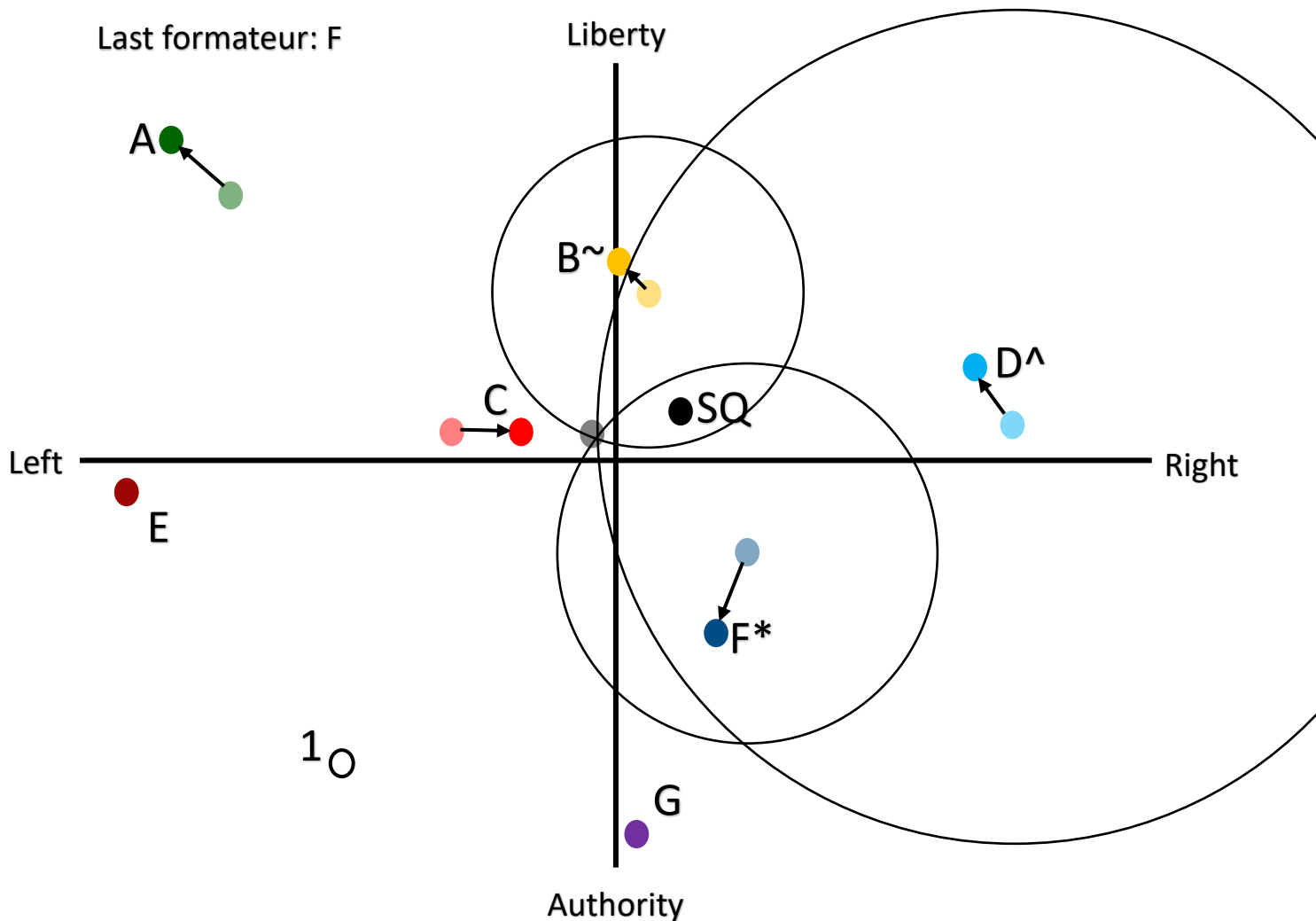
Right = Lower taxes, lower state spending on services but some state spending on infrastructure, less redistribution, and light state regulation of markets.

Liberty = Equal marriage, more open immigration policy, emphasis on offender rehabilitation.

Authority = No equal marriage, tighter immigration policy, emphasis on offender punishment.

Class 09: Voting Group 1

Your group represents 3% of the vote and your position relative to the parties that you can vote for is marked on the diagram below. You can see the status quo from the last election (in faded black) and the current status quo, whilst the changes in party position are also indicated, and the ideological dimensions are now labelled and explained. The economy of is currently growing at around 1.4% annually, unemployment stands at 4%, inflation is at 2.5%, median household disposable income is £28,400, and the Gini coefficient for the country is 0.34. On average, your voting group falls in the eighth (from top) income decile.



* = 11 cabinet posts including PM, Home, Foreign, and Defence

^ = 6 cabinet posts including Deputy PM and Chief Secretary to the Treasury

~ = 3 cabinet posts including Chancellor

Left = Higher taxes, higher state spending on services and infrastructure, more redistribution, and firm state regulation of markets.

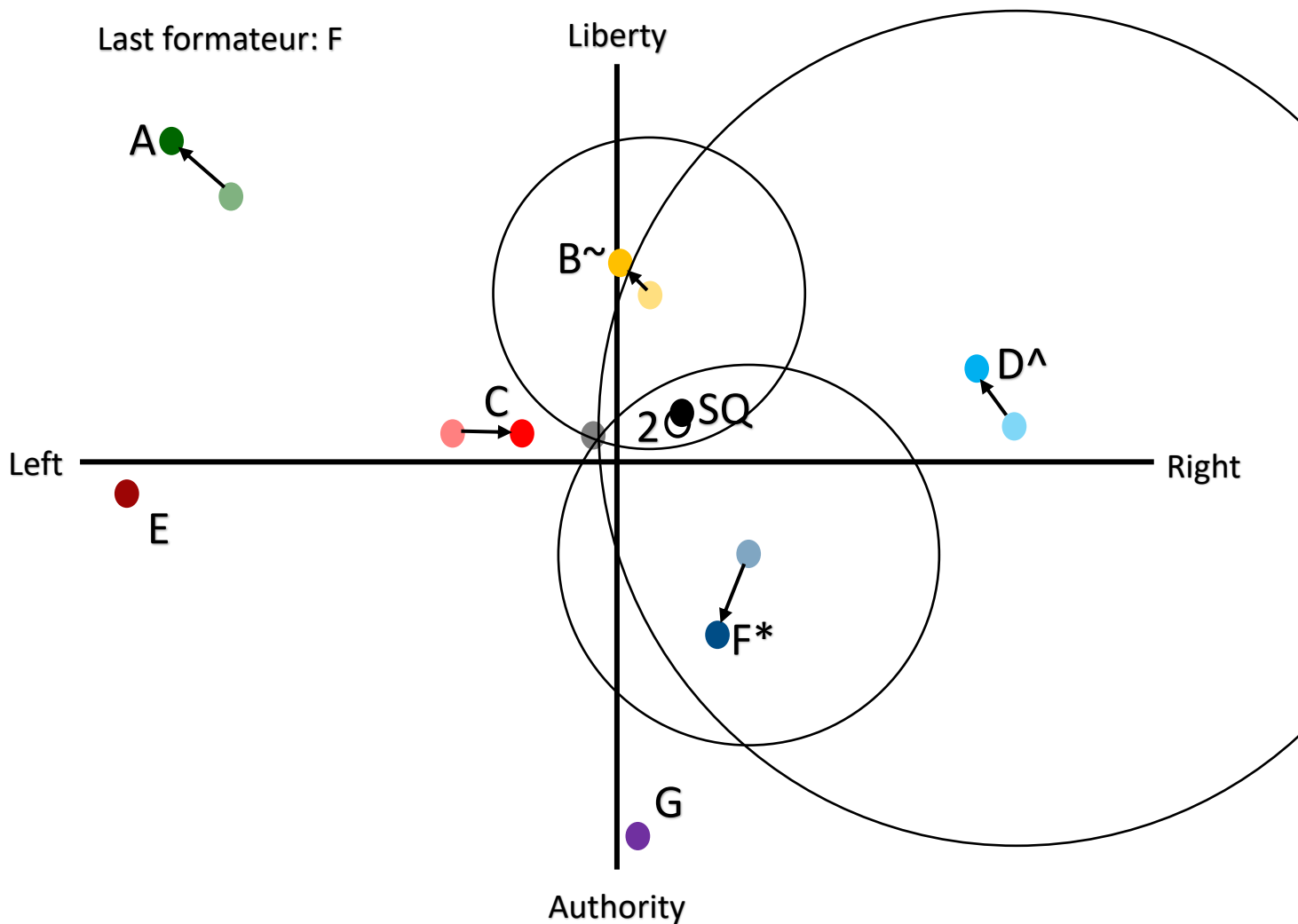
Right = Lower taxes, lower state spending on services but some state spending on infrastructure, less redistribution, and light state regulation of markets.

Liberty = Equal marriage, more open immigration policy, emphasis on offender rehabilitation.

Authority = No equal marriage, tighter immigration policy, emphasis on offender punishment.

Class 09: Voting Group 2

Your group represents 8% of the vote and your position relative to the parties that you can vote for is marked on the diagram below. You can see the status quo from the last election (in faded black) and the current status quo, whilst the changes in party position are also indicated, and the ideological dimensions are now labelled and explained. The economy of is currently growing at around 1.4% annually, unemployment stands at 4%, inflation is at 2.5%, median household disposable income is £28,400, and the Gini coefficient for the country is 0.34. On average, your voting group falls in the fourth (from top) income decile.



* = 11 cabinet posts including PM, Home, Foreign, and Defence

[^] = 6 cabinet posts including Deputy PM and Chief Secretary to the Treasury

~ = 3 cabinet posts including Chancellor

Left = Higher taxes, higher state spending on services and infrastructure, more redistribution, and firm state regulation of markets.

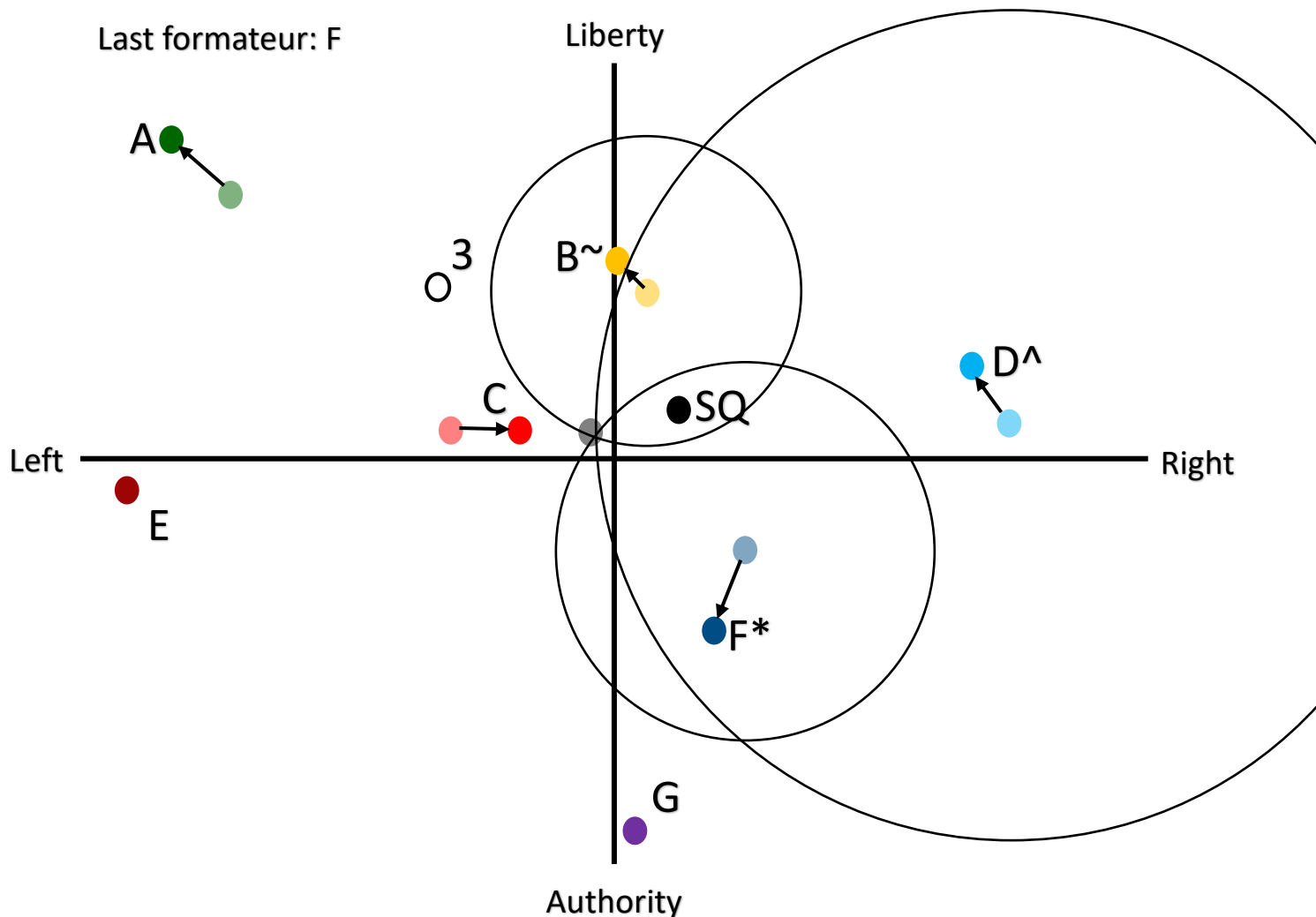
Right = Lower taxes, lower state spending on services but some state spending on infrastructure, less redistribution, and light state regulation of markets.

Liberty = Equal marriage, more open immigration policy, emphasis on offender rehabilitation.

Authority = No equal marriage, tighter immigration policy, emphasis on offender punishment.

Class 09: Voting Group 3

Your group represents 6% of the vote and your position relative to the parties that you can vote for is marked on the diagram below. You can see the status quo from the last election (in faded black) and the current status quo, whilst the changes in party position are also indicated, and the ideological dimensions are now labelled and explained. The economy of is currently growing at around 1.4% annually, unemployment stands at 4%, inflation is at 2.5%, median household disposable income is £28,400, and the Gini coefficient for the country is 0.34. On average, your voting group falls in the sixth (from top) income decile.



* = 11 cabinet posts including PM, Home, Foreign, and Defence

^ = 6 cabinet posts including Deputy PM and Chief Secretary to the Treasury

~ = 3 cabinet posts including Chancellor

Left = Higher taxes, higher state spending on services and infrastructure, more redistribution, and firm state regulation of markets.

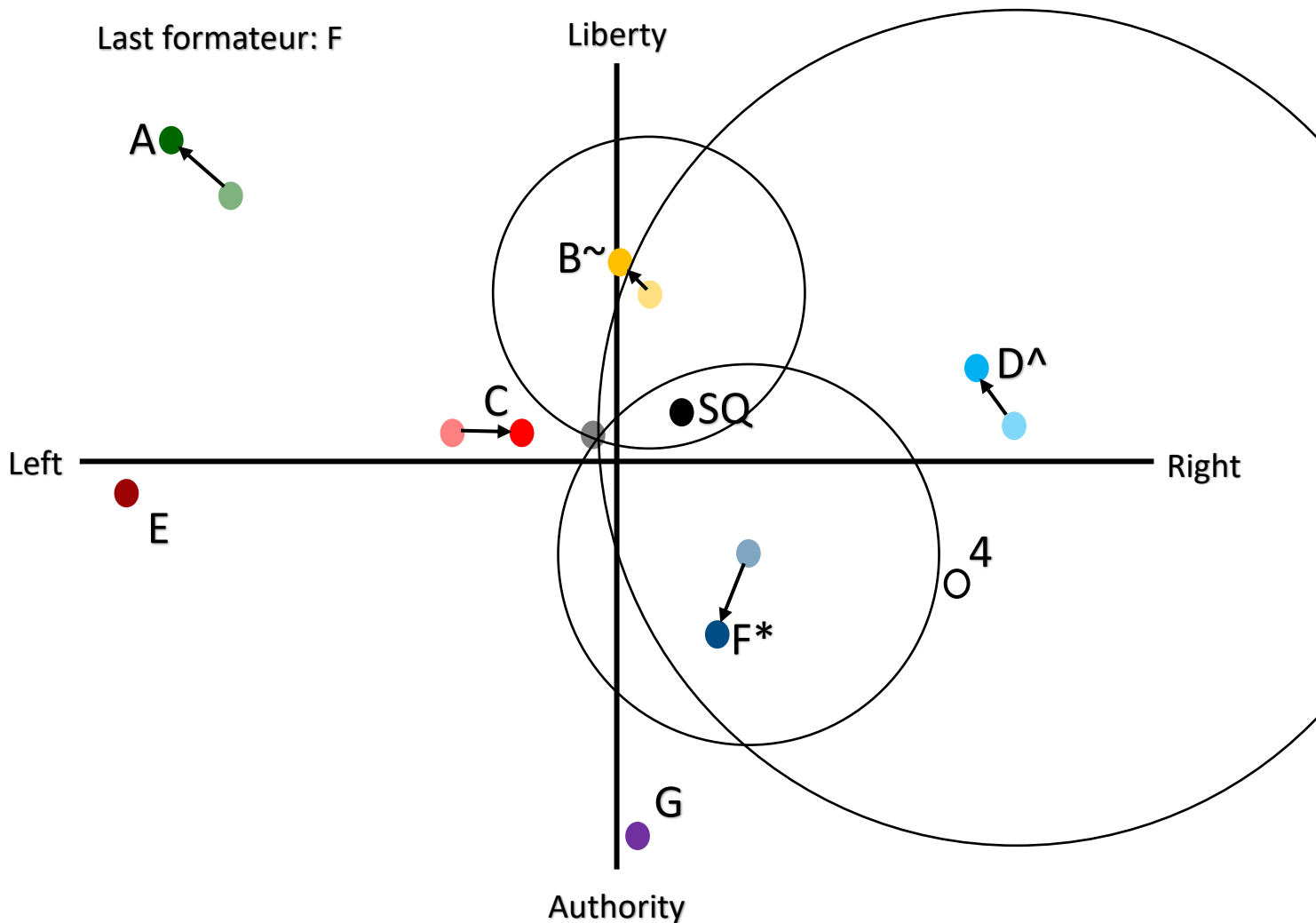
Right = Lower taxes, lower state spending on services but some state spending on infrastructure, less redistribution, and light state regulation of markets.

Liberty = Equal marriage, more open immigration policy, emphasis on offender rehabilitation.

Authority = No equal marriage, tighter immigration policy, emphasis on offender punishment.

Class 09: Voting Group 4

Your group represents 4% of the vote and your position relative to the parties that you can vote for is marked on the diagram below. You can see the status quo from the last election (in faded black) and the current status quo, whilst the changes in party position are also indicated, and the ideological dimensions are now labelled and explained. The economy of is currently growing at around 1.4% annually, unemployment stands at 4%, inflation is at 2.5%, median household disposable income is £28,400, and the Gini coefficient for the country is 0.34. On average, your voting group falls in the second (from top) income decile.



* = 11 cabinet posts including PM, Home, Foreign, and Defence

^ = 6 cabinet posts including Deputy PM and Chief Secretary to the Treasury

~ = 3 cabinet posts including Chancellor

Left = Higher taxes, higher state spending on services and infrastructure, more redistribution, and firm state regulation of markets.

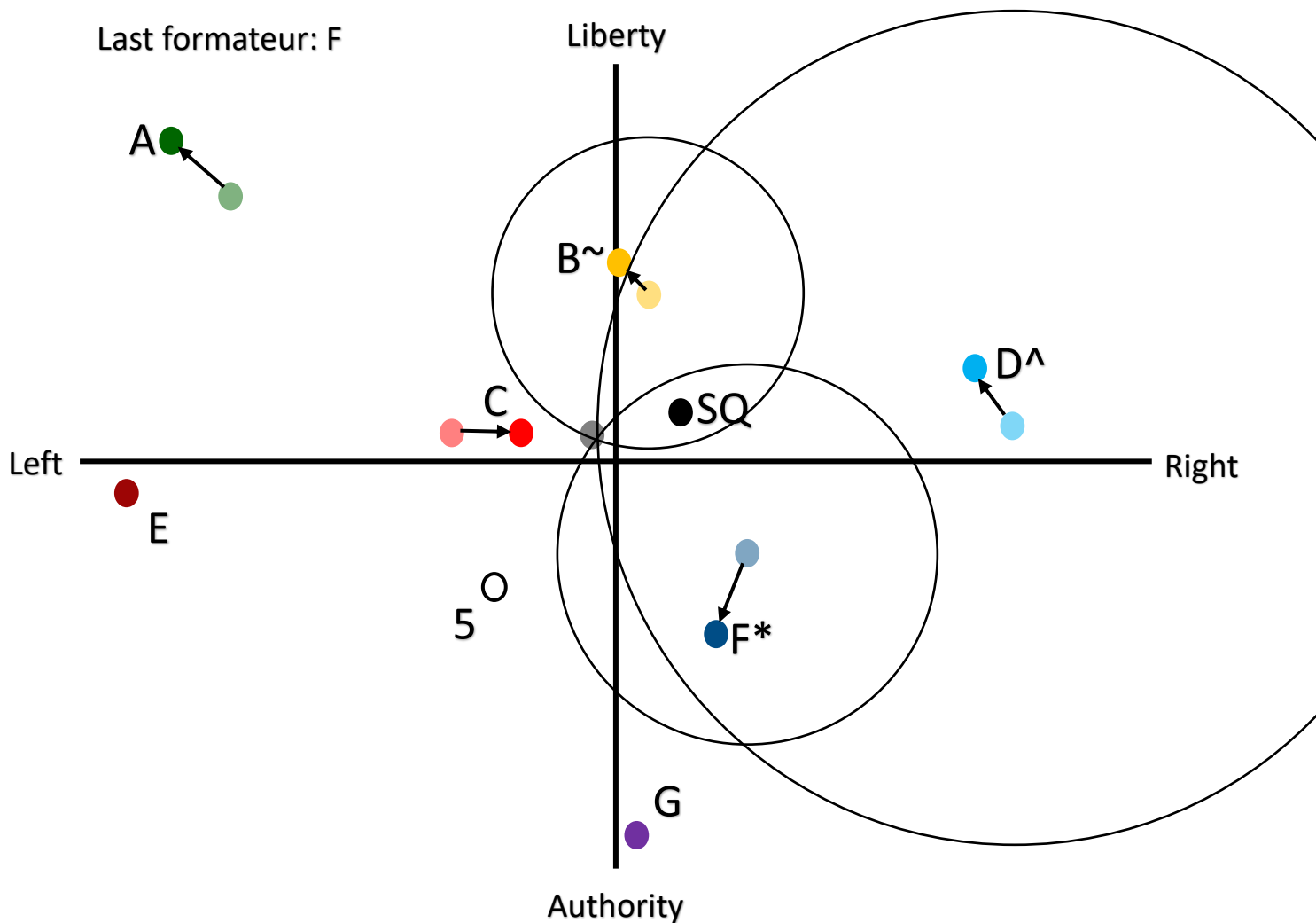
Right = Lower taxes, lower state spending on services but some state spending on infrastructure, less redistribution, and light state regulation of markets.

Liberty = Equal marriage, more open immigration policy, emphasis on offender rehabilitation.

Authority = No equal marriage, tighter immigration policy, emphasis on offender punishment.

Class 09: Voting Group 5

Your group represents 2% of the vote and your position relative to the parties that you can vote for is marked on the diagram below. You can see the status quo from the last election (in faded black) and the current status quo, whilst the changes in party position are also indicated, and the ideological dimensions are now labelled and explained. The economy of is currently growing at around 1.4% annually, unemployment stands at 4%, inflation is at 2.5%, median household disposable income is £28,400, and the Gini coefficient for the country is 0.34. On average, your voting group falls in the fifth (from top) income decile.



* = 11 cabinet posts including PM, Home, Foreign, and Defence

^ = 6 cabinet posts including Deputy PM and Chief Secretary to the Treasury

~ = 3 cabinet posts including Chancellor

Left = Higher taxes, higher state spending on services and infrastructure, more redistribution, and firm state regulation of markets.

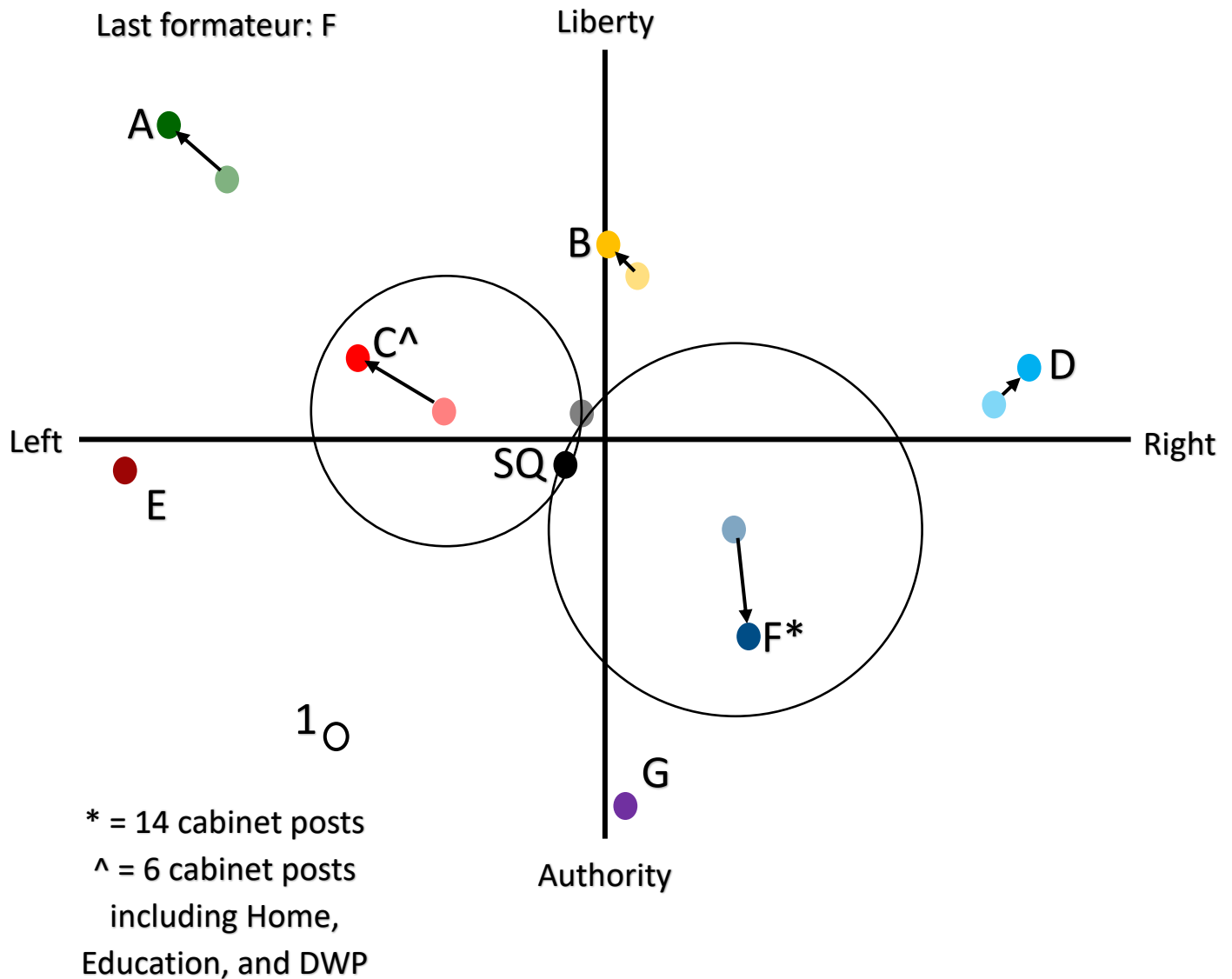
Right = Lower taxes, lower state spending on services but some state spending on infrastructure, less redistribution, and light state regulation of markets.

Liberty = Equal marriage, more open immigration policy, emphasis on offender rehabilitation.

Authority = No equal marriage, tighter immigration policy, emphasis on offender punishment.

Class 10: Voting Group 1

Your group represents 3% of the vote and your position relative to the parties that you can vote for is marked on the diagram below. You can see the status quo from the last election (in faded black) and the current status quo, whilst the changes in party position are also indicated, and the ideological dimensions are now labelled and explained. The economy of is currently growing at around 1.4% annually, unemployment stands at 4%, inflation is at 2.5%, median household disposable income is £28,400, and the Gini coefficient for the country is 0.34. On average, your voting group falls in the eighth (from top) income decile.



Left = Higher taxes, higher state spending on services and infrastructure, more redistribution, and firm state regulation of markets.

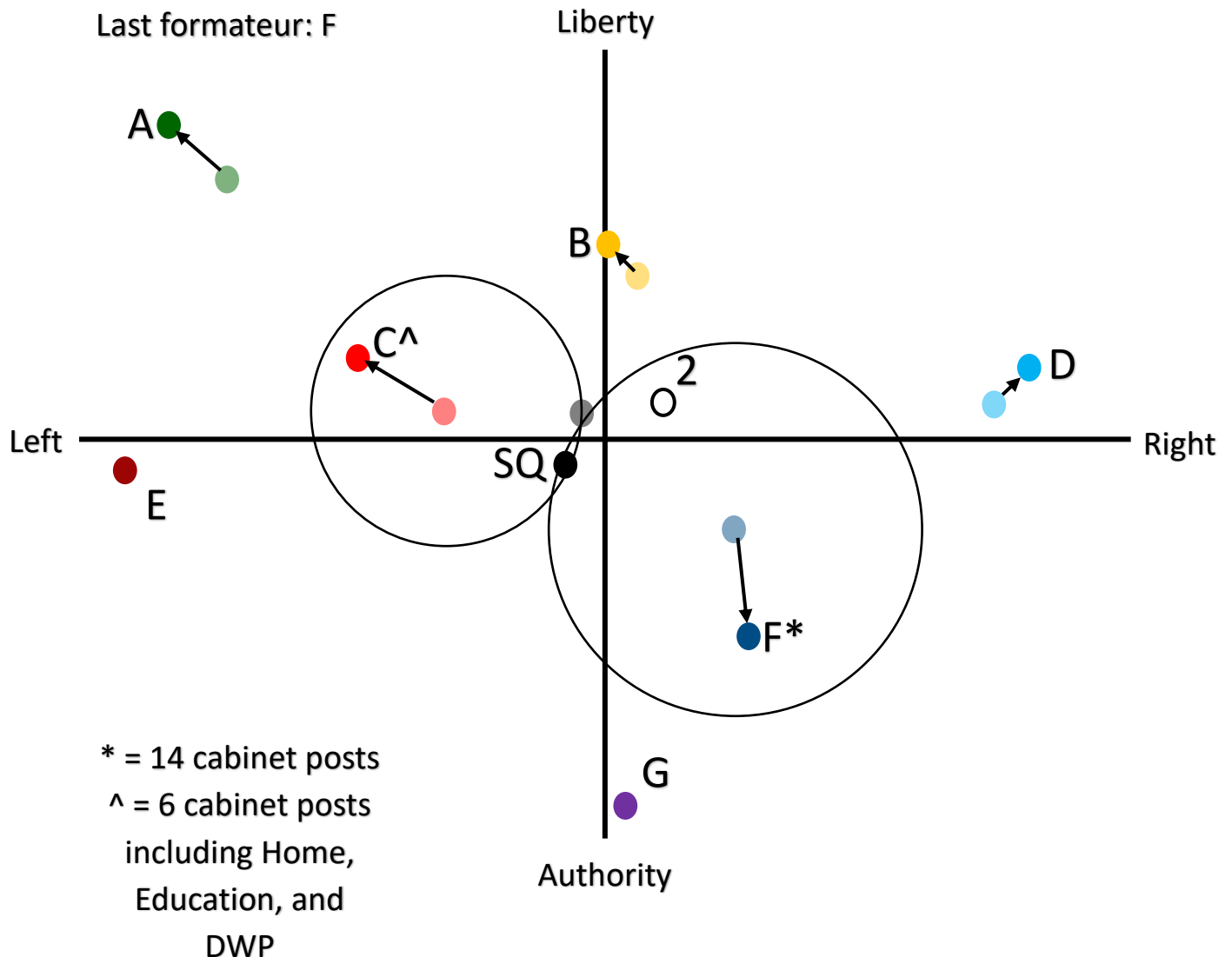
Right = Lower taxes, lower state spending on services but some state spending on infrastructure, less redistribution, and light state regulation of markets.

Liberty = Equal marriage, more open immigration policy, emphasis on offender rehabilitation.

Authority = No equal marriage, tighter immigration policy, emphasis on offender punishment.

Class 10: Voting Group 2

Your group represents 8% of the vote and your position relative to the parties that you can vote for is marked on the diagram below. You can see the status quo from the last election (in faded black) and the current status quo, whilst the changes in party position are also indicated, and the ideological dimensions are now labelled and explained. The economy of is currently growing at around 1.4% annually, unemployment stands at 4%, inflation is at 2.5%, median household disposable income is £28,400, and the Gini coefficient for the country is 0.34. On average, your voting group falls in the fourth (from top) income decile.



Left = Higher taxes, higher state spending on services and infrastructure, more redistribution, and firm state regulation of markets.

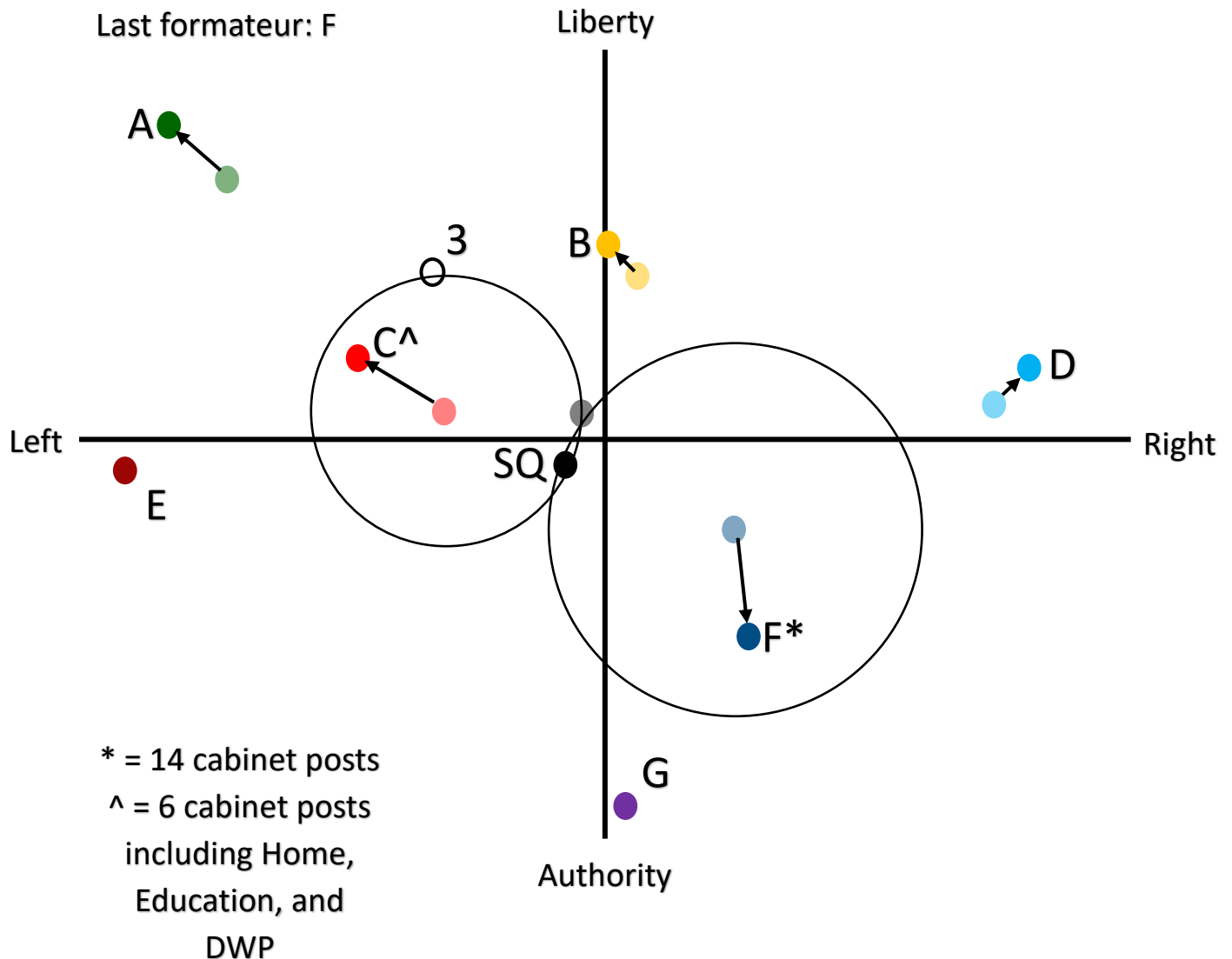
Right = Lower taxes, lower state spending on services but some state spending on infrastructure, less redistribution, and light state regulation of markets.

Liberty = Equal marriage, more open immigration policy, emphasis on offender rehabilitation.

Authority = No equal marriage, tighter immigration policy, emphasis on offender punishment.

Class 10: Voting Group 3

Your group represents 6% of the vote and your position relative to the parties that you can vote for is marked on the diagram below. You can see the status quo from the last election (in faded black) and the current status quo, whilst the changes in party position are also indicated, and the ideological dimensions are now labelled and explained. The economy of is currently growing at around 1.4% annually, unemployment stands at 4%, inflation is at 2.5%, median household disposable income is £28,400, and the Gini coefficient for the country is 0.34. On average, your voting group falls in the sixth (from top) income decile.



Left = Higher taxes, higher state spending on services and infrastructure, more redistribution, and firm state regulation of markets.

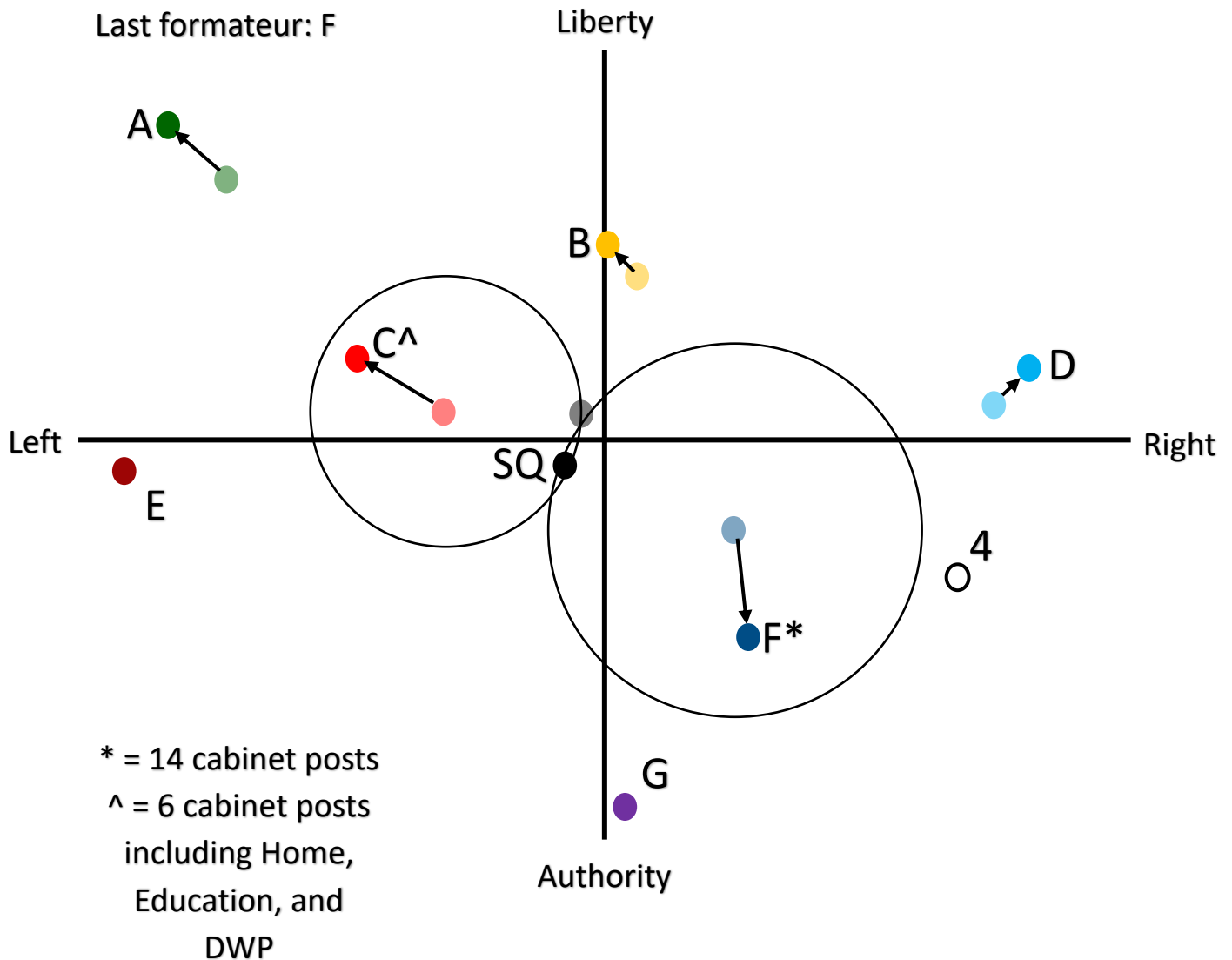
Right = Lower taxes, lower state spending on services but some state spending on infrastructure, less redistribution, and light state regulation of markets.

Liberty = Equal marriage, more open immigration policy, emphasis on offender rehabilitation.

Authority = No equal marriage, tighter immigration policy, emphasis on offender punishment.

Class 10: Voting Group 4

Your group represents 4% of the vote and your position relative to the parties that you can vote for is marked on the diagram below. You can see the status quo from the last election (in faded black) and the current status quo, whilst the changes in party position are also indicated, and the ideological dimensions are now labelled and explained. The economy of is currently growing at around 1.4% annually, unemployment stands at 4%, inflation is at 2.5%, median household disposable income is £28,400, and the Gini coefficient for the country is 0.34. On average, your voting group falls in the second (from top) income decile.



Left = Higher taxes, higher state spending on services and infrastructure, more redistribution, and firm state regulation of markets.

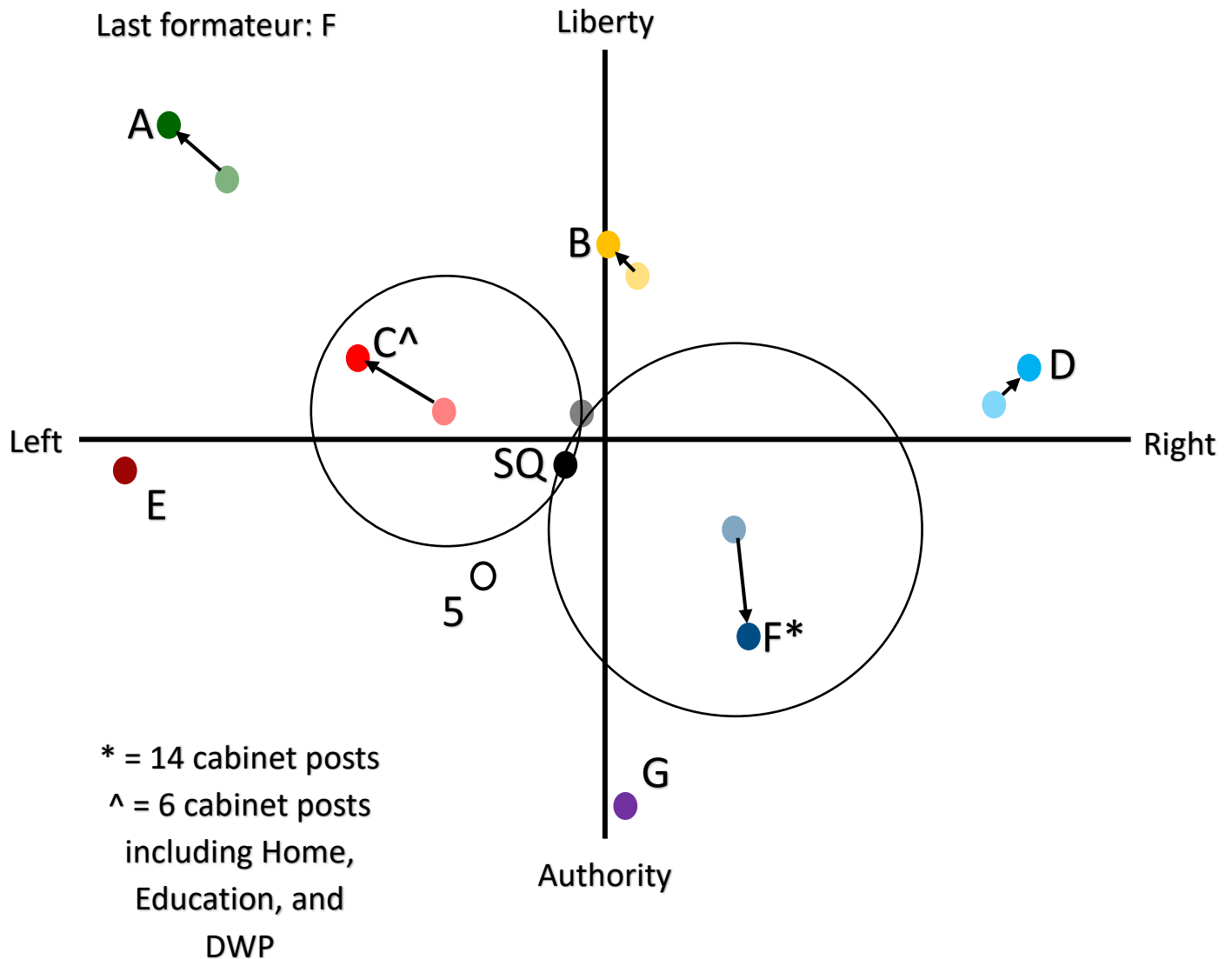
Right = Lower taxes, lower state spending on services but some state spending on infrastructure, less redistribution, and light state regulation of markets.

Liberty = Equal marriage, more open immigration policy, emphasis on offender rehabilitation.

Authority = No equal marriage, tighter immigration policy, emphasis on offender punishment.

Class 10: Voting Group 5

Your group represents 2% of the vote and your position relative to the parties that you can vote for is marked on the diagram below. You can see the status quo from the last election (in faded black) and the current status quo, whilst the changes in party position are also indicated, and the ideological dimensions are now labelled and explained. The economy of is currently growing at around 1.4% annually, unemployment stands at 4%, inflation is at 2.5%, median household disposable income is £28,400, and the Gini coefficient for the country is 0.34. On average, your voting group falls in the fifth (from top) income decile.



Left = Higher taxes, higher state spending on services and infrastructure, more redistribution, and firm state regulation of markets.

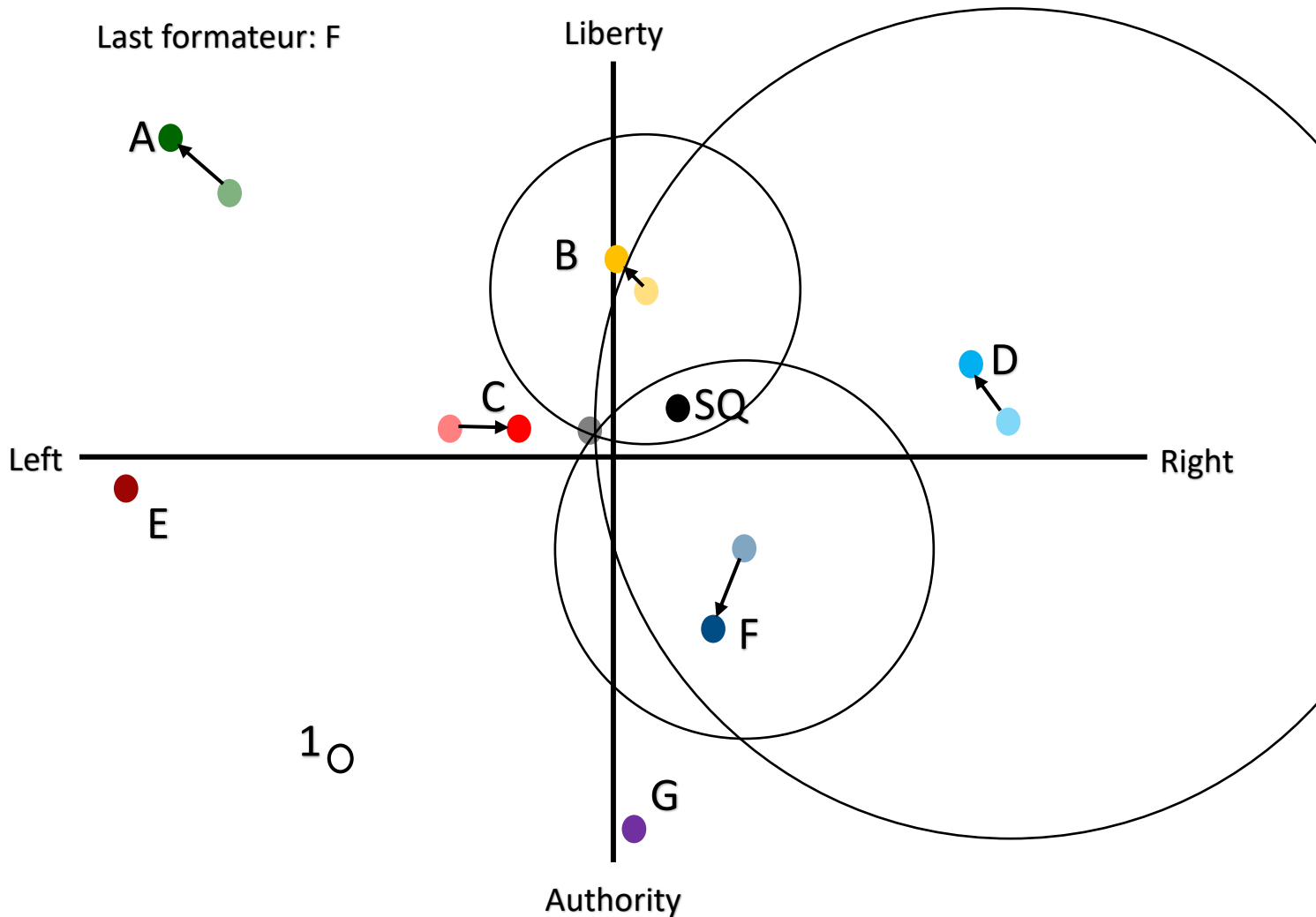
Right = Lower taxes, lower state spending on services but some state spending on infrastructure, less redistribution, and light state regulation of markets.

Liberty = Equal marriage, more open immigration policy, emphasis on offender rehabilitation.

Authority = No equal marriage, tighter immigration policy, emphasis on offender punishment.

Class 11: Voting Group 1

Your group represents 3% of the vote and your position relative to the parties that you can vote for is marked on the diagram below. You can see the status quo from the last election (in faded black) and the current status quo, whilst the changes in party position are also indicated, and the ideological dimensions are now labelled and explained. The economy of is currently growing at around 1.4% annually, unemployment stands at 4%, inflation is at 2.5%, median household disposable income is £28,400, and the Gini coefficient for the country is 0.34. On average, your voting group falls in the eighth (from top) income decile.



Left = Higher taxes, higher state spending on services and infrastructure, more redistribution, and firm state regulation of markets.

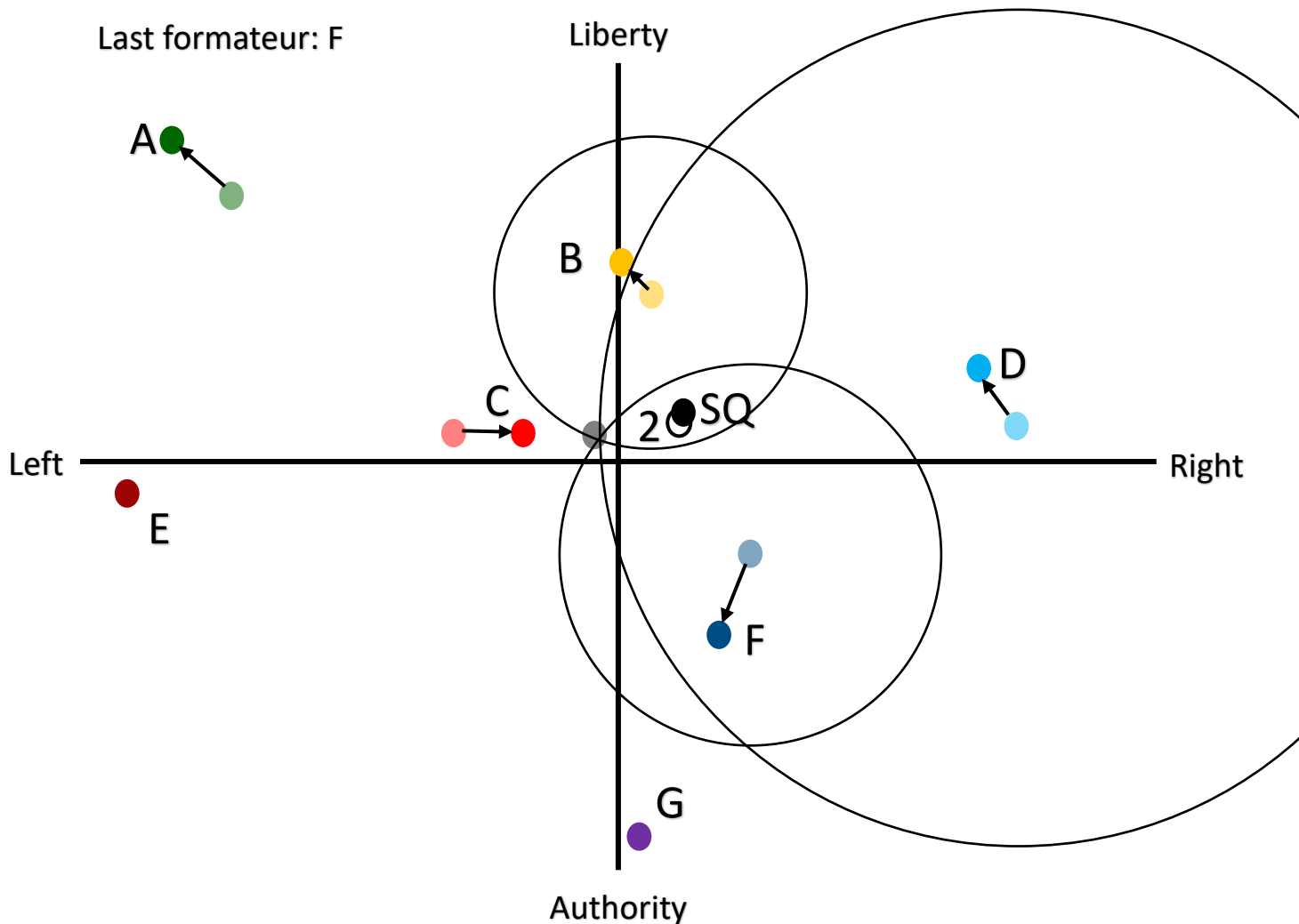
Right = Lower taxes, lower state spending on services but some state spending on infrastructure, less redistribution, and light state regulation of markets.

Liberty = Equal marriage, more open immigration policy, emphasis on offender rehabilitation.

Authority = No equal marriage, tighter immigration policy, emphasis on offender punishment.

Class 11: Voting Group 2

Your group represents 8% of the vote and your position relative to the parties that you can vote for is marked on the diagram below. You can see the status quo from the last election (in faded black) and the current status quo, whilst the changes in party position are also indicated, and the ideological dimensions are now labelled and explained. The economy of is currently growing at around 1.4% annually, unemployment stands at 4%, inflation is at 2.5%, median household disposable income is £28,400, and the Gini coefficient for the country is 0.34. On average, your voting group falls in the fourth (from top) income decile.



Left = Higher taxes, higher state spending on services and infrastructure, more redistribution, and firm state regulation of markets.

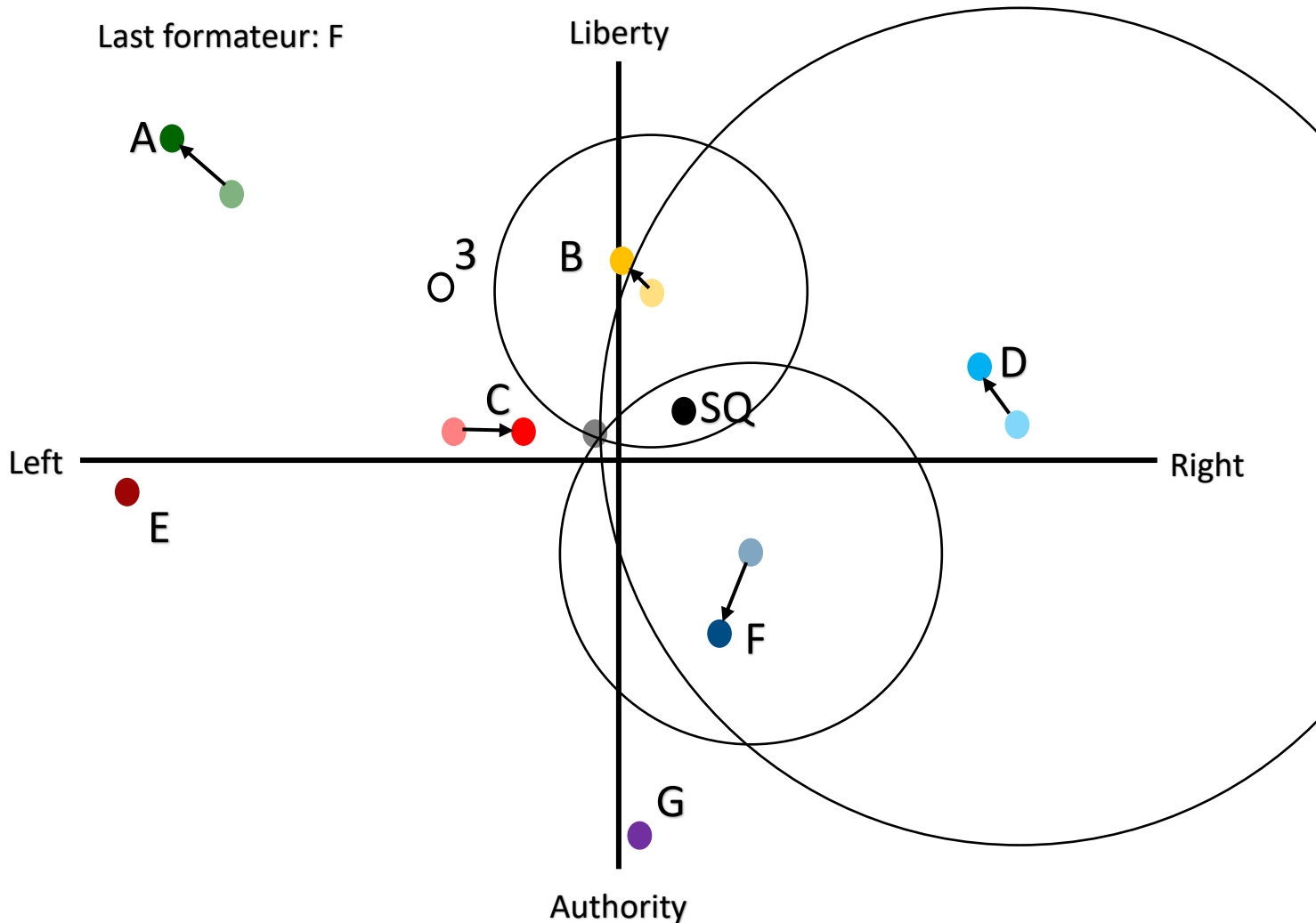
Right = Lower taxes, lower state spending on services but some state spending on infrastructure, less redistribution, and light state regulation of markets.

Liberty = Equal marriage, more open immigration policy, emphasis on offender rehabilitation.

Authority = No equal marriage, tighter immigration policy, emphasis on offender punishment.

Class 11: Voting Group 3

Your group represents 6% of the vote and your position relative to the parties that you can vote for is marked on the diagram below. You can see the status quo from the last election (in faded black) and the current status quo, whilst the changes in party position are also indicated, and the ideological dimensions are now labelled and explained. The economy of is currently growing at around 1.4% annually, unemployment stands at 4%, inflation is at 2.5%, median household disposable income is £28,400, and the Gini coefficient for the country is 0.34. On average, your voting group falls in the sixth (from top) income decile.



Left = Higher taxes, higher state spending on services and infrastructure, more redistribution, and firm state regulation of markets.

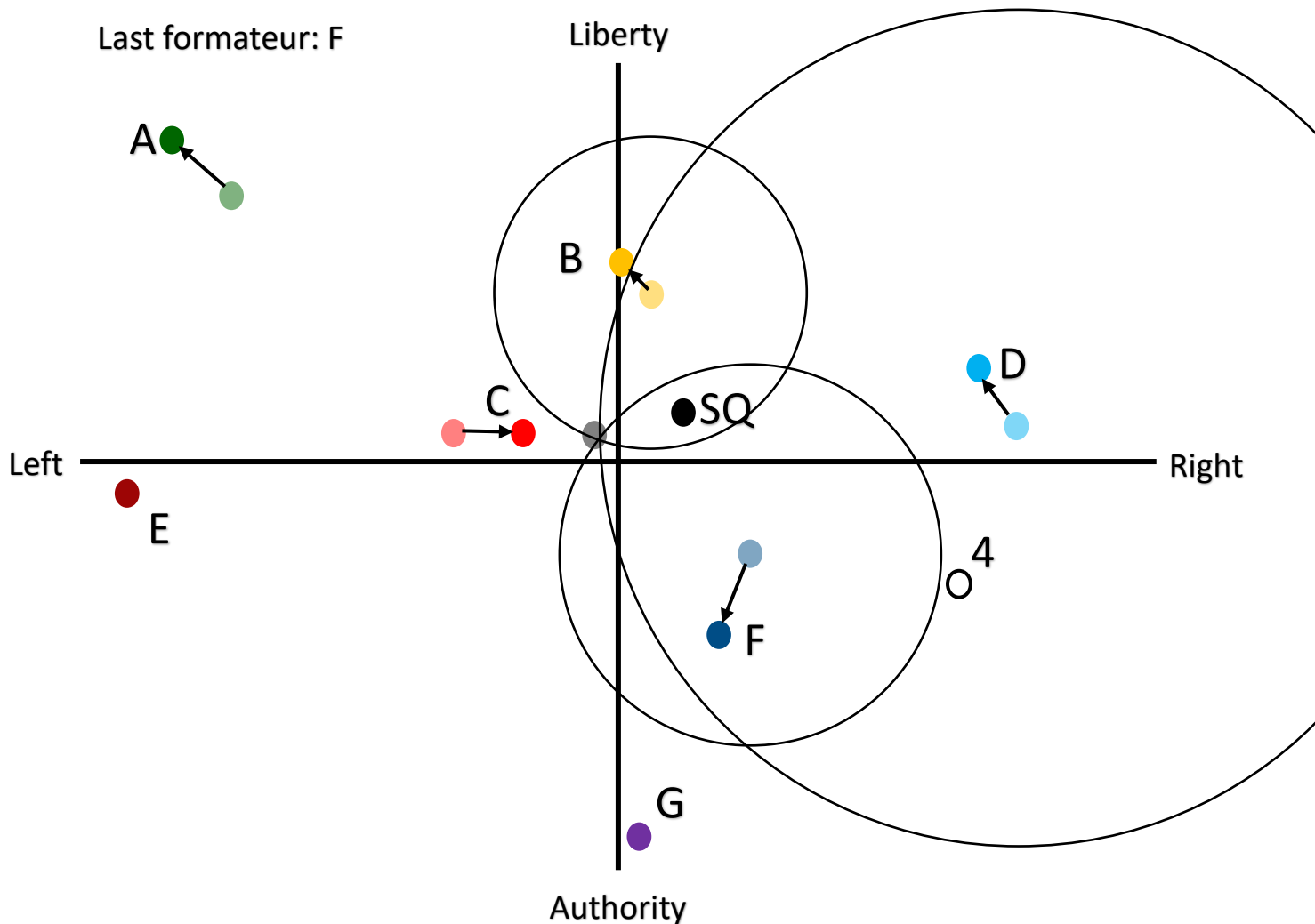
Right = Lower taxes, lower state spending on services but some state spending on infrastructure, less redistribution, and light state regulation of markets.

Liberty = Equal marriage, more open immigration policy, emphasis on offender rehabilitation.

Authority = No equal marriage, tighter immigration policy, emphasis on offender punishment.

Class 11: Voting Group 4

Your group represents 4% of the vote and your position relative to the parties that you can vote for is marked on the diagram below. You can see the status quo from the last election (in faded black) and the current status quo, whilst the changes in party position are also indicated, and the ideological dimensions are now labelled and explained. The economy of is currently growing at around 1.4% annually, unemployment stands at 4%, inflation is at 2.5%, median household disposable income is £28,400, and the Gini coefficient for the country is 0.34. On average, your voting group falls in the second (from top) income decile.



Left = Higher taxes, higher state spending on services and infrastructure, more redistribution, and firm state regulation of markets.

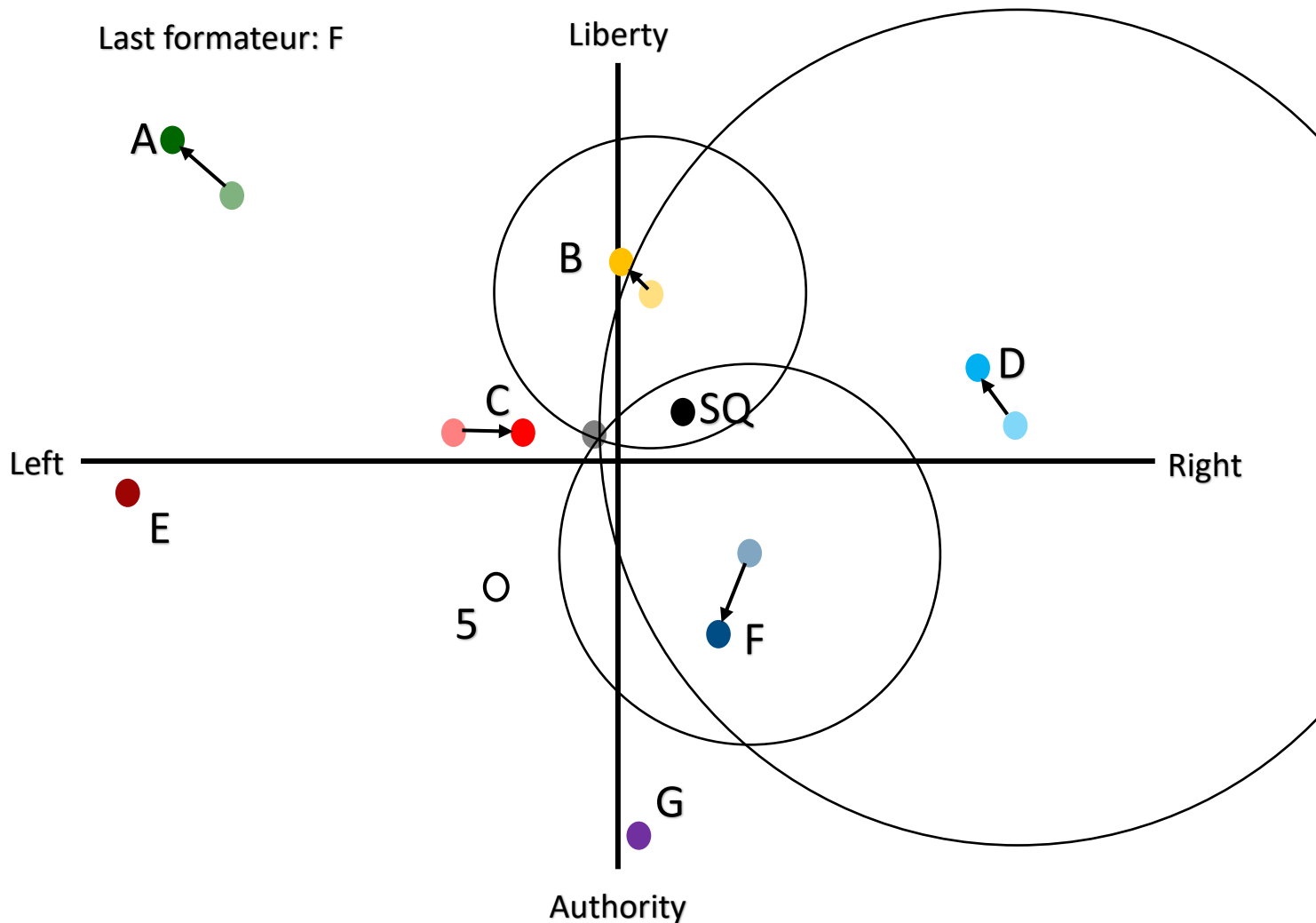
Right = Lower taxes, lower state spending on services but some state spending on infrastructure, less redistribution, and light state regulation of markets.

Liberty = Equal marriage, more open immigration policy, emphasis on offender rehabilitation.

Authority = No equal marriage, tighter immigration policy, emphasis on offender punishment.

Class 11: Voting Group 5

Your group represents 2% of the vote and your position relative to the parties that you can vote for is marked on the diagram below. You can see the status quo from the last election (in faded black) and the current status quo, whilst the changes in party position are also indicated, and the ideological dimensions are now labelled and explained. The economy of is currently growing at around 1.4% annually, unemployment stands at 4%, inflation is at 2.5%, median household disposable income is £28,400, and the Gini coefficient for the country is 0.34. On average, your voting group falls in the fifth (from top) income decile.



Left = Higher taxes, higher state spending on services and infrastructure, more redistribution, and firm state regulation of markets.

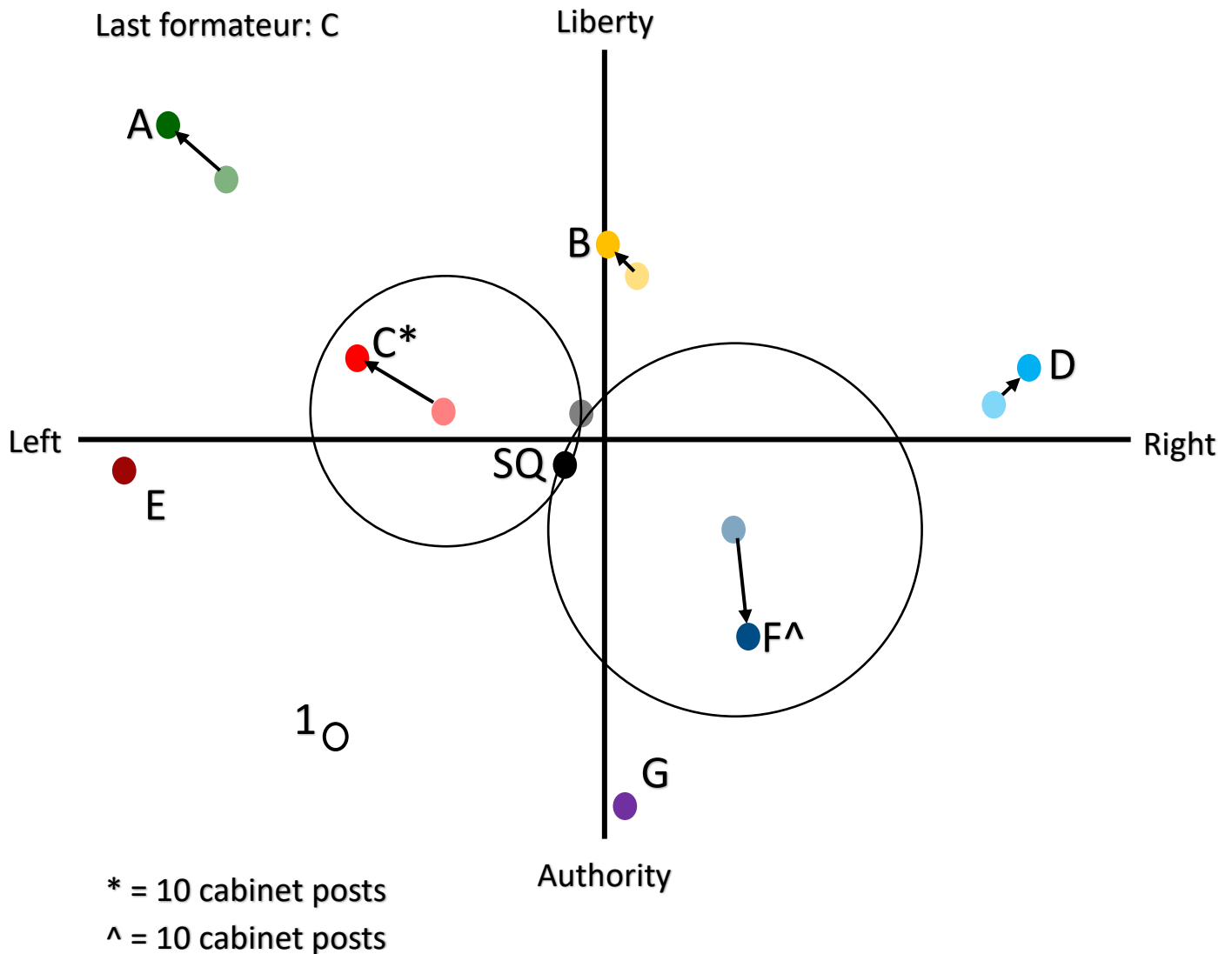
Right = Lower taxes, lower state spending on services but some state spending on infrastructure, less redistribution, and light state regulation of markets.

Liberty = Equal marriage, more open immigration policy, emphasis on offender rehabilitation.

Authority = No equal marriage, tighter immigration policy, emphasis on offender punishment.

Class 12: Voting Group 1

Your group represents 3% of the vote and your position relative to the parties that you can vote for is marked on the diagram below. You can see the status quo from the last election (in faded black) and the current status quo, whilst the changes in party position are also indicated, and the ideological dimensions are now labelled and explained. The economy of is currently growing at around 1.4% annually, unemployment stands at 4%, inflation is at 2.5%, median household disposable income is £28,400, and the Gini coefficient for the country is 0.34. On average, your voting group falls in the eighth (from top) income decile.



Left = Higher taxes, higher state spending on services and infrastructure, more redistribution, and firm state regulation of markets.

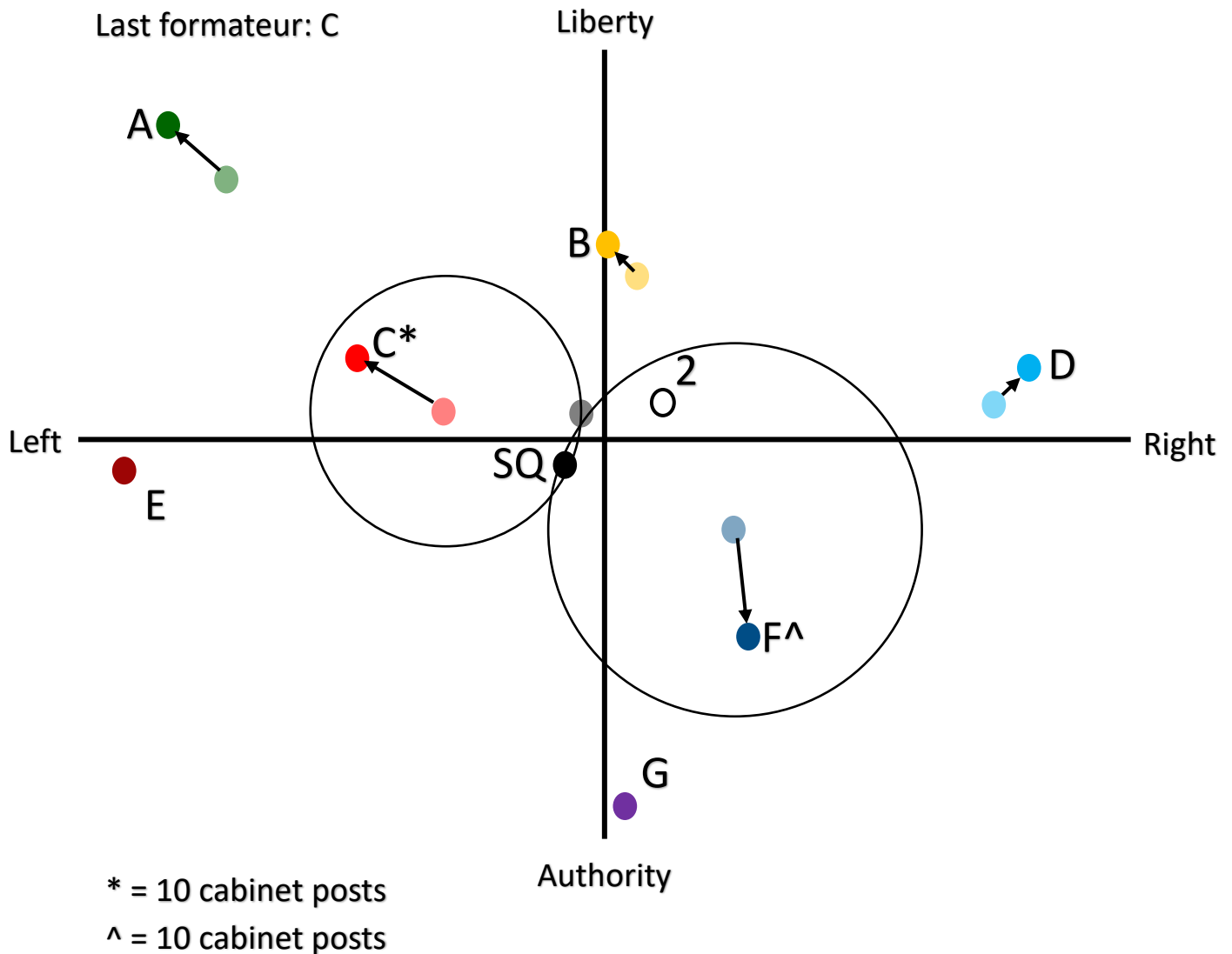
Right = Lower taxes, lower state spending on services but some state spending on infrastructure, less redistribution, and light state regulation of markets.

Liberty = Equal marriage, more open immigration policy, emphasis on offender rehabilitation.

Authority = No equal marriage, tighter immigration policy, emphasis on offender punishment.

Class 12: Voting Group 2

Your group represents 8% of the vote and your position relative to the parties that you can vote for is marked on the diagram below. You can see the status quo from the last election (in faded black) and the current status quo, whilst the changes in party position are also indicated, and the ideological dimensions are now labelled and explained. The economy of is currently growing at around 1.4% annually, unemployment stands at 4%, inflation is at 2.5%, median household disposable income is £28,400, and the Gini coefficient for the country is 0.34. On average, your voting group falls in the fourth (from top) income decile.



Left = Higher taxes, higher state spending on services and infrastructure, more redistribution, and firm state regulation of markets.

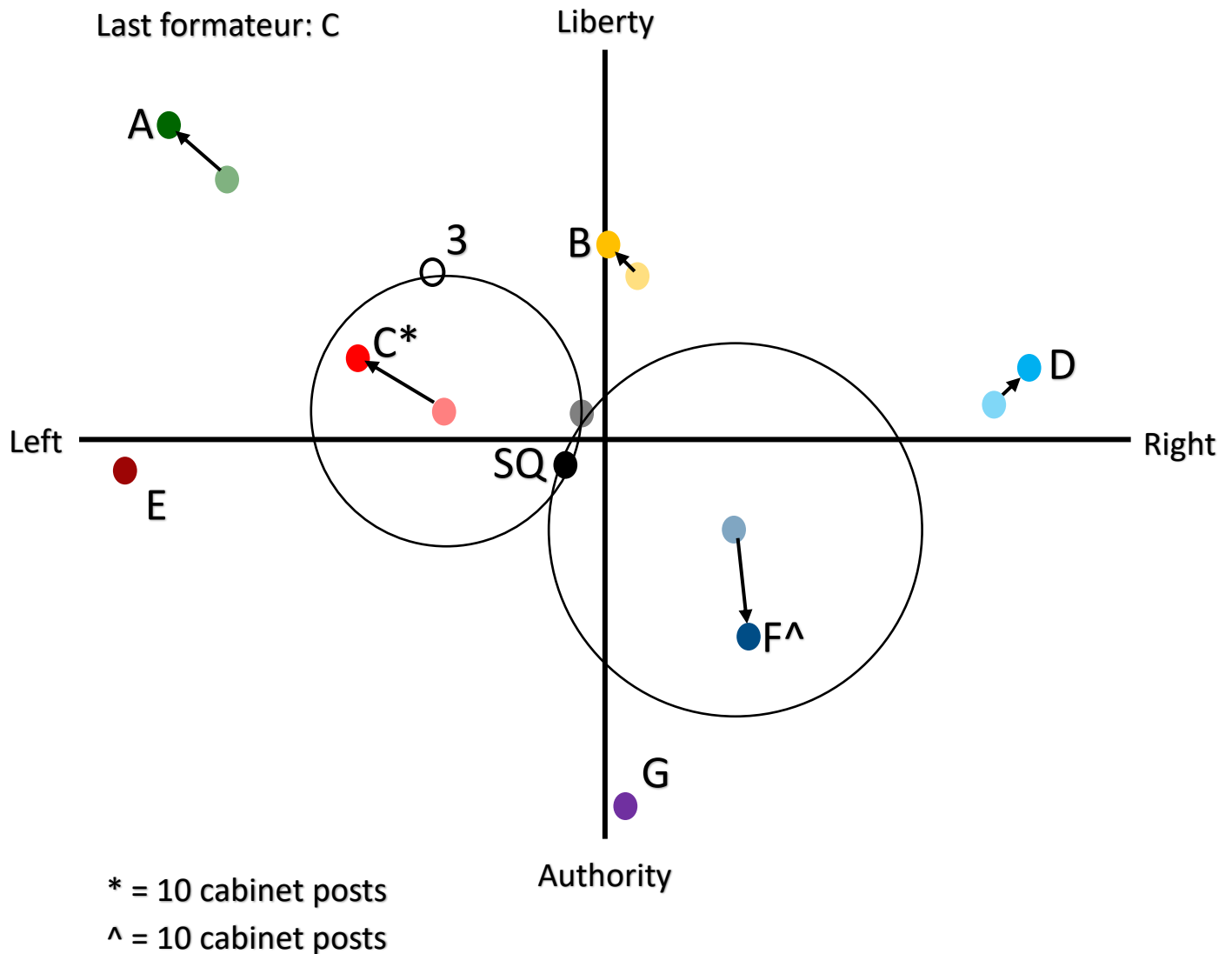
Right = Lower taxes, lower state spending on services but some state spending on infrastructure, less redistribution, and light state regulation of markets.

Liberty = Equal marriage, more open immigration policy, emphasis on offender rehabilitation.

Authority = No equal marriage, tighter immigration policy, emphasis on offender punishment.

Class 12: Voting Group 3

Your group represents 6% of the vote and your position relative to the parties that you can vote for is marked on the diagram below. You can see the status quo from the last election (in faded black) and the current status quo, whilst the changes in party position are also indicated, and the ideological dimensions are now labelled and explained. The economy of is currently growing at around 1.4% annually, unemployment stands at 4%, inflation is at 2.5%, median household disposable income is £28,400, and the Gini coefficient for the country is 0.34. On average, your voting group falls in the sixth (from top) income decile.



Left = Higher taxes, higher state spending on services and infrastructure, more redistribution, and firm state regulation of markets.

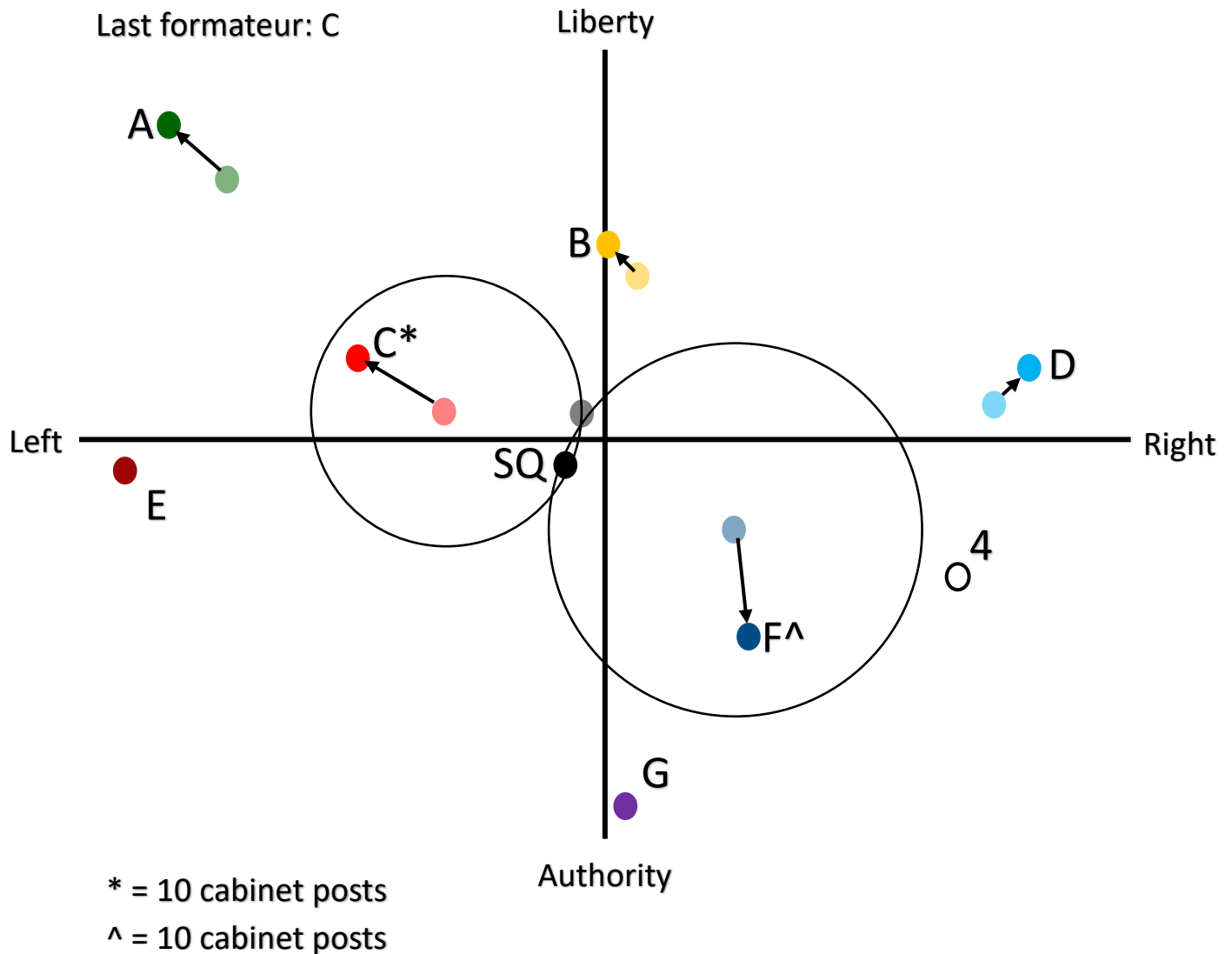
Right = Lower taxes, lower state spending on services but some state spending on infrastructure, less redistribution, and light state regulation of markets.

Liberty = Equal marriage, more open immigration policy, emphasis on offender rehabilitation.

Authority = No equal marriage, tighter immigration policy, emphasis on offender punishment.

Class 12: Voting Group 4

Your group represents 4% of the vote and your position relative to the parties that you can vote for is marked on the diagram below. You can see the status quo from the last election (in faded black) and the current status quo, whilst the changes in party position are also indicated, and the ideological dimensions are now labelled and explained. The economy of is currently growing at around 1.4% annually, unemployment stands at 4%, inflation is at 2.5%, median household disposable income is £28,400, and the Gini coefficient for the country is 0.34. On average, your voting group falls in the second (from top) income decile.



Left = Higher taxes, higher state spending on services and infrastructure, more redistribution, and firm state regulation of markets.

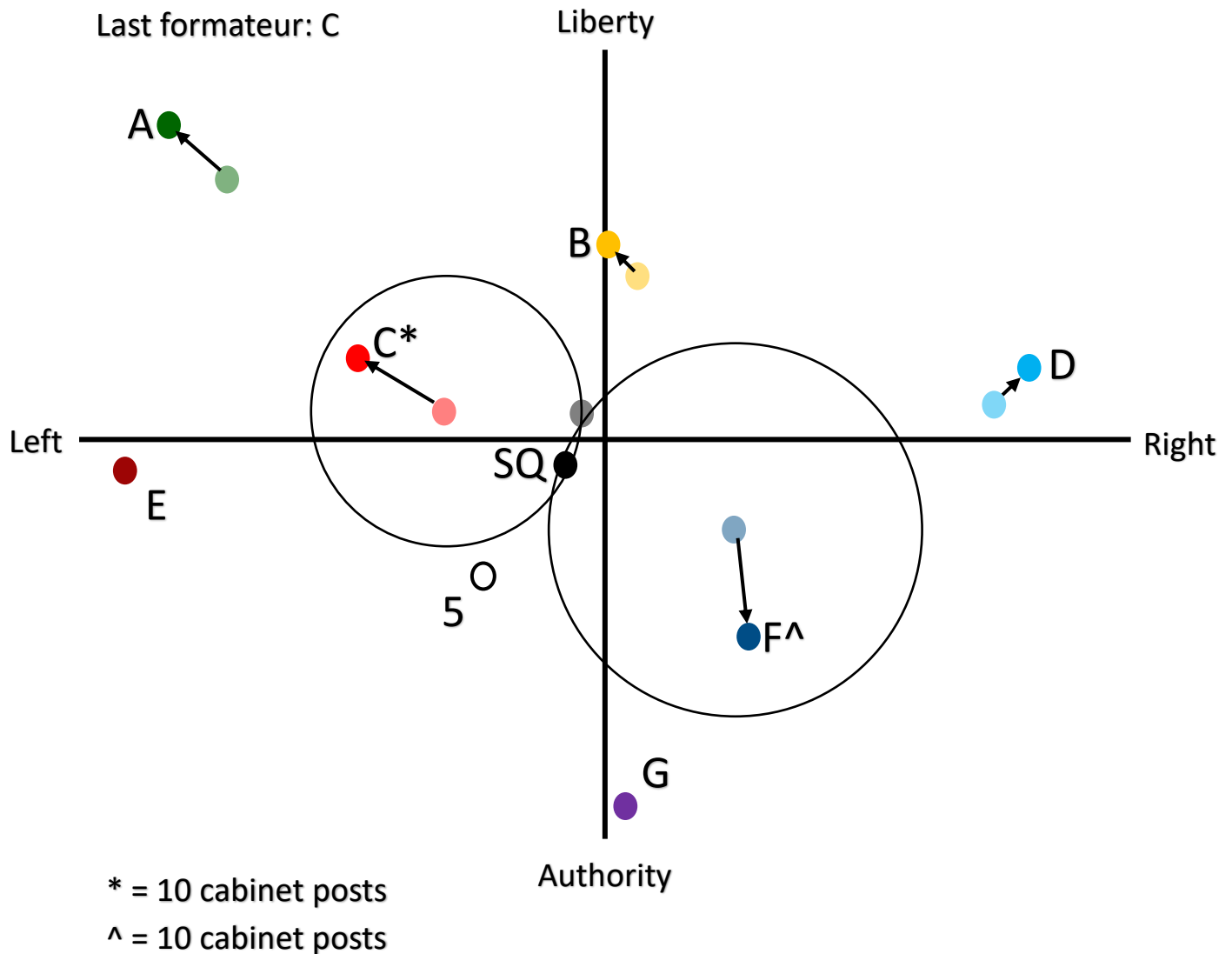
Right = Lower taxes, lower state spending on services but some state spending on infrastructure, less redistribution, and light state regulation of markets.

Liberty = Equal marriage, more open immigration policy, emphasis on offender rehabilitation.

Authority = No equal marriage, tighter immigration policy, emphasis on offender punishment.

Class 12: Voting Group 5

Your group represents 2% of the vote and your position relative to the parties that you can vote for is marked on the diagram below. You can see the status quo from the last election (in faded black) and the current status quo, whilst the changes in party position are also indicated, and the ideological dimensions are now labelled and explained. The economy of is currently growing at around 1.4% annually, unemployment stands at 4%, inflation is at 2.5%, median household disposable income is £28,400, and the Gini coefficient for the country is 0.34. On average, your voting group falls in the fifth (from top) income decile.



Left = Higher taxes, higher state spending on services and infrastructure, more redistribution, and firm state regulation of markets.

Right = Lower taxes, lower state spending on services but some state spending on infrastructure, less redistribution, and light state regulation of markets.

Liberty = Equal marriage, more open immigration policy, emphasis on offender rehabilitation.

Authority = No equal marriage, tighter immigration policy, emphasis on offender punishment.